



**BMC**  
**70**  
**YEARS**  
1944  
2014

# climbing walls

CLIMBING WALL DIRECTORY 2014

**BMC**

[thebmc.co.uk](http://thebmc.co.uk)



# ROCKWORKS CLIMBING WALLS

**ROPED WALLS**  
**BOULDERING WALLS**  
**OUTDOOR BOULDERS**  
**CLIMBING TOWERS**  
**ARTIFICIAL CAVES**  
**CLIMBING HOLDS**  
**CLIMBING EQUIPMENT**

TEL. 01207 281777  
[www.rockworks.co.uk](http://www.rockworks.co.uk)

**CW A**

**BMC**  
ASSOCIATE MEMBERS




## Introduction

Welcome to the 13th edition of the BMC Climbing Wall Directory, which is based on the information held on the BMC climbing wall database. With the inclusion of 355 climbing walls in the directory this year as well as some fun and games with the UrbanClimber UK indoor training section, this is the most comprehensive directory yet.

Since the last edition in 2013 the climbing wall industry has expanded at a pace and there are 9 new walls to be added to the already excellent range of British indoor climbing.

The BMC continues to work to improve access to facilities for climbers, hill walkers & mountaineers, not just to climbing walls but also to the natural facilities that bring us so much pleasure. Despite much success we still need your support so join the BMC today.



**Dave Turnbull**  
BMC Chief Executive Officer

## The BMC and Climbing Walls

The BMC is committed to the increased provision of climbing walls on a sustainable basis. The BMC is also able to offer specialist advice on a wide range of climbing wall issues. The BMC works in conjunction with the Climbing Wall Manufacturers Association (CWMA) and the Association of British Climbing Walls (ABC) to improve industry standards.

Cover photo by Nick Pope.

### BMC Participation Statement

Whenever you are climbing you should always remember the following statement.

**"The BMC recognises that climbing, hill walking and mountaineering are activities with a danger of personal injury or death. Participants in these activities should be aware of and accept these risks and be responsible for their own actions and involvement."**

BMC

117-179 Burton Road, Manchester. M20 2BB  
[www.thebmc.co.uk](http://www.thebmc.co.uk) walls@thebmc.co.uk  
 Tel: 0161 445 6111 Fax: 0161 445 4500

12	..... London & South East
24	..... South West
28	..... Midlands
30	..... Peak District
33	..... North West
36	..... Yorkshire
37	..... Lake District
38	..... North East
40	..... Wales
43	..... Scotland
46	..... Northern Ireland
46	..... Republic of Ireland





Opening  
Spring 2014



Climbing Walls

# KING KONG

CLIMBING CENTRE

**Fun Climb  
Cave  
Cafe**

**Climb  
Boulder  
Ice Climb**

**Keswick  
town centre**

Heads Rd, Keswick, Cumbria CA12 5EZ  
01768779959

full info at: [www.climbingwall.co.uk](http://www.climbingwall.co.uk)



# DIRECTORY Introduction

## Using the Directory

A few hints and tips to help you get the most out of the directory and maximise your use of the walls.

- The climbing walls are split by country, and listed alphabetically by town. In addition the walls in England are split into the eight BMC areas.
- The following abbreviations are used within the facility descriptions:

## Abbreviations

LC = Leisure Centre, SC = Sports Centre,  
ComColl = Community College,  
OEC = Outdoor Education Centre,  
CC = Climbing Centre, CW = Climbing Wall,  
Uni = University, sqm = square meterage, TR = top rope.

The following icons are used to indicate the facilities a climbing wall may have:



The wall is a member of the Association of British Climbing Walls.



Walls that give some form of discount to BMC members.



Changing facilities.



There are some catering facilities at the wall. Please note that this could be anything from vending machines to three course meals, and/or bar facilities.



The wall has a stock of, for example, boots, harnesses, helmets or belay devices available for hire. Please note that it is very unusual for a climbing wall to offer 'leading ropes' for hire.



The climbing wall offers instructional courses. These may vary from skills courses to national qualifications administered by Mountain Leader Training, or even roped access courses.



Scottish regional centre of excellence.



The climbing wall sells a range of climbing products, this may vary from basics such as chalk to a fully stocked outdoor shop.



Other sports centre facilities available.



The wall allows free or subsidised access for the British Climbing & Bouldering Team members.



Primary NICAS – Primary National Indoor Climbing Achievement Scheme centre – please see [www.nicas.co.uk](http://www.nicas.co.uk).



NICAS – National Indoor Climbing Achievement Scheme awarding centre – please see [www.nicas.co.uk](http://www.nicas.co.uk) for more details.



Climbing walls who have auto belays installed on certain climbing lines. Auto belays allow a climber to climb on their own.



Walls that offer drytooling – climbing with ice axes on bolt-on holds. This will be either in fixed areas or at certain times. Contact the wall for more information.



National Performance Centre in England & Wales.

**THE BEST OF DEVON CLIMBING  
WHATEVER THE WEATHER**

**DARTROCK  
CLIMBING CENTRE**

Minutes from the A38, and a short drive from Exeter, Plymouth, Dartmoor or Torbay coastal climbs

- Leading on all routes
- Extensive top-roping
- Regular resetting of routes
- Bouldering
- Traversing
- Training
- Highly qualified staff

Old Totnes Road | Buckfastleigh  
Devon | TQ11 0NF  
Tel: (01364) 644 499  
Open 7 days a week

Visit our web page for more information:  
**WWW.DARTROCK.CO.UK**

**THE ULTIMATE CLIMB  
IN WORCESTERSHIRE**

If you're looking for the ultimate climbing experience then look no further!

**Evesham Leisure Centre and Sport Martley**  
both host impressive climbing walls.

- \* Junior climbing
- \* Advanced coaching
- \* Regular route setting
- \* More than 50 routes
- \* Climbing parties
- \* Competitive entry prices and gear hire

Evesham  
T. 01386 444212  
Martley  
T. 01886 888999

**WWW.WYCHAVONLEISURE.CO.UK**

**RIVERS**

**Detailed below is a list of climbing walls that offer discount on entry for BMC members:**

Climb Rochdale, Creation CC, Harlow Outdoor Education Centre, Kilnworx Climbing Centre, Lakeland Climbing Centre, Mile End Climbing Centre, Phasels Wood Scout Camp, Redpoint Birmingham Climbing Centre, Redpoint Bristol Climbing Centre, Rope Race Climbing Centre, The Castle Climbing Centre, The Indy Climbing Wall, The Tower Climbing Centre, VauxWall Climbing, Westway Sports Centre.

**Detailed below is a list of climbing walls that offer discounted or free entry for British Climbing Team members:**

Adventure Dolphin, Alien Rock, Alien Rock 2, Awesome Walls Liverpool/Sheffield/Stockport/Stoke, Beacon Climbing Centre, Bear Rock Climbing Centre, Big Rock Climbing Centre, Birmingham Bouldering Centre, Blackpool Climbing Towers, Boulders, BoulderUK, Bristol Climbing Centre, Calshot Activities Centre, Castle Climbing Centre, Climbing Hangar,

City Bloc, Climb @ Inverness Leisure, Climb Rochdale, Creation Indoor Climbing Centre, Dynamic Rock, Edinburgh International Climbing Arena, Energise, Glasgow Climbing Centre, Granite Planet, Harrogate Climbing Centre, Leeds Wall, Manchester Climbing Centre, Mile End Climbing Centre, Nottingham Climbing Centre, Peak Pursuits, Pinnacle Climbing Centre, Reading Climbing Centre, Red Goat Climbing Company, Redpoint Birmingham Climbing Centre, Redpoint Bristol Climbing Centre, Rock Antics, Rock City, Rock UK Summit Centre, Rope Race, Salford University Leisure Centre, Sunderland Wall, Surrey Sports Park, The Barn Climbing Centre, The Climbing Station, The Climbing Works, The Edge, The Foundry, The Ice Factor, The Lakeland Climbing Centre, The Reach Climbing Wall, The Tower Climbing Centre, The Warehouse, Undercover Rock, VauxWall Climbing, Westway Sports Centre, West View Leisure Centre, White Spider Climbing, XC Hemel Hempstead.

## The role of the BMC

The BMC is the representative body for climbers, hill walkers and mountaineers in England and Wales. For Scotland the representative body is the Mountaineering Council of Scotland and in Ireland it is Mountaineering Ireland.

**Join the BMC and support the vital work we do. Amongst other things the BMC:**

- Promotes the interests, and protects the freedom of climbers, hill walkers and mountaineers to enjoy their activities;
- Lobbies and advises government on a range of important issues, such as access and changes in legislation;
- Relies on a network of dedicated volunteers and employs 31 full and part-time staff to implement the BMC's work programmes including: Access and Conservation, Youth and Equity, Safety and Skills, Climbing Walls and Climbing Competitions, Guidebooks and Clubs;
- Provides information through seminars and good practice lectures, as well as producing a range of posters, leaflets, booklets, DVDs and other publications aimed at increasing people's awareness of all climbing, hill walking and mountaineering related activities and issues;
- Advises on all aspects of climbing wall activities;
- Runs regional and national climbing competitions;
- Examines equipment failures and reports on these;
- Maintains a Register of Expert Witnesses;
- Has an important role within the international mountaineering and climbing federation, the UIAA, in setting international standards for climbing and mountaineering equipment and having BMC representation on all UIAA Commissions.

The BMC is a democratic organisation that encourages members to contribute to its ongoing work. Many contribute easily and simply by joining the BMC. This can be done quickly on the BMC website. Some people contribute by attending meetings or volunteering to help at various events. All BMC members are encouraged to attend Area Meetings. These are local forums and the democratic grassroots of the BMC. Full details can be found on the BMC website. In addition, there are also substantial personal benefits to joining. For instance:

- All Individual, Club, and Family Members receive £10m Civil Liability Insurance. The policy provides worldwide cover for any civil liability claim arising in connection with hill walking, climbing and mountaineering. It is recommended that all participants join the BMC, or a BMC Affiliated Club, to be covered by this important insurance.
- Individual Members also receive 4 copies of Summit magazine per year.
- Discounts in over 600 retail outlets.
- Additionally, the BMC offers market leading BMC Travel and Activity Insurance. This specialist insurance is only available to BMC (and other Mountaineering Council) members and is specifically designed for climbers, hill walkers and mountaineers. Any surplus is reinvested to support the BMC's vital work.

A full list of membership benefits appears on the BMC website. You can join online at

📍 [www.thebmc.co.uk](http://www.thebmc.co.uk) or by calling on 0161 445 6111.







**COTSWOLD**  
outdoor

# HIGH PERFORMANCE KIT AND EXPERT ADVICE TO MATCH

250 BRANDS TO HELP YOU  
REACH NEW HEIGHTS

**15% DISCOUNT\***

FOR ALL MEMBERS OF

**BMC**



**Rab**

**MOUNTAIN  
EQUIPMENT**

STORES NATIONWIDE  
[COTSWOLDOUTDOOR.COM](http://COTSWOLDOUTDOOR.COM)

\*Not to be used in conjunction with any other offers or discounts. Offer expires 31.10.14. Only valid on production of a BMC membership card at the till point or use of your discount code online.

# URBAN CLIMBER



*Smaller belayers need to think about device choice carefully to make it easier for them to hold larger climbers.*

## Getting started at the climbing wall with climber magazine

Starting out can be daunting with all the jargon and complicated looking kit but help is at hand with our beginner's guide to some of the essential things to get you on your way at the climbing wall.

### 1. 'TYING IN' - WHAT KNOT TO USE?

The most important thing here, of course, is that you check you and your partner are tied onto the rope securely before starting to climb but there are different ways to do it from a 'figure of eight' to a 'bowline' or 'clip-ins'.

**Keith Fleming (MIC), Technical Advisor to High Sports Group** explains about the different knots you can use when tying in at the wall.

Even experienced climbers can forget to check if they are tied onto the rope securely - with disastrous consequences so always heed the BMC advice to 'check or deck'!

### Bowline or figure of eight?

Generally, these two knots are the most common used by climbers for tying on and more experienced climbers may swap between the two depending on what they are doing. Some climbing walls will have a policy on which knot they want you to use (most often figure of eight). This helps the wall operator monitor that everyone is tied on correctly.

The figure of eight is about as foolproof as any knot can be. It can take loading from all sides and even when tied incorrectly has a high chance of holding (depending on how bad the mistake is!). A figure of eight mis-tied can often lead to an overhand knot, which is slightly stronger, but a nightmare to undo once loaded. Generally, a neatly tied knot with no twists is easier to undo, and is easier to check for mistakes.

This does not mean the bowline is any less safe. It is easier to undo after a heavy loading and is great for tying ropes around trees etc. when creating an anchor. However, it can slip if loaded incorrectly, and if a stopper knot isn't added it can come undone completely.



## 2. BELAY DEVICES

The belay device is what you put the rope through when you are belaying your climbing partner. The friction of the device allows you to hold the climber when they fall. Choosing the right belay device from the many available can be confusing - **Jon Wilson, climbing wall manager at Calshot Activities Centre** explains how the different belay devices work and how to choose the right one for you.

The BMC Belaying and Abseiling Leaflet provides expert guidance on choosing a device. Download it at [www.thebmc.co.uk/belaying](http://www.thebmc.co.uk/belaying)

### Things to think about when choosing a belay device

**Size of climber/belayer:** Smaller belayers belaying larger climbers may want a higher friction device to help hold falls and control lowers. However, watch for the belayer being pulled off the ground when holding a fall. A ground anchor may be useful in some circumstances. Conversely when belaying small climbers; especially small children, high friction devices mean it is harder to lower them down as there is too much friction in the system. ▶


*Asymmetrical belay devices - the Metolius BRD which increases the jamming properties of the device as the karabiner is pulled into the slot and the Black Diamond ATC XP which produces more friction when the rope runs through the 'teeth'.*



*A correctly tied figure of eight.*



*An incorrectly tied stopper on a figure of eight.*



*A correctly tied bowline with a stopper knot.*



*On this bowline, the stopper knot is too far up the rope leaving a loop that could be clipped into in error.*

### Stopper Knots

I hear regularly from climbers that the stopper knot is a waste of time and a figure of eight won't come undone. Probably true if sufficient tail is left but then, of course, that tail it gets in the way. In my experience as soon as you allow people to stop using stopper knots, the 'tail' gets smaller and smaller, until it is too short and the knot becomes unsafe. So use a stopper, neatly tied (a double fisherman's on a figure of eight is less likely to come undone and sits neatly) and you can't go wrong.

When tying on with a bowline it is essential to tie a stopper knot butted right up against the knot. Always sit the stopper right next to the main knot. Leaving a gap can create a loop that is tantalisingly easy to clip in to in error, especially for novices or outdoors when clipping in to belays.

# Beginner's Guide

**Grip strength of the belayer:** This may vary between belayers; slicker devices will generally need a higher grip strength to be able to hold falls and lower in control.

**Experience of the belayer:** It is probably best that inexperienced belayers use higher friction devices as this will generally make it easier for them to hold falls and control lowers. However, some very grabby devices can make it very difficult for the belayer to take the rope in at all.

**Rope diameter and condition:** All belay devices are designed to be used with a range of rope diameters. For some devices this can be quite limited, check if you are unsure. Thin ropes will

need higher friction than thicker ones. Remember, especially on climbing walls, ropes tend to get slightly thicker and stiffer over time.

**Assisted braking belay devices:** These devices, such as the Petzl Grigri 2, mechanically pinch the rope, allowing very little slippage when holding a fall. They are **not** hands-free devices, however! They help when holding falls and resting climbers but extra care is needed when lowering. Once the 'brake' handle is pulled there is often less friction than with many slick manual devices and you only have one free hand to control the speed of the lower.

*Common symmetrical belay devices - The 'slick' Black Diamond ATC, the mid-friction DMM bug and the traditional 'grabby' sticht plate.*



## 3. CLIMBING TIPS - FOOTWORK

Forget bulging biceps or fingers of steel - when you're starting out good footwork is often the difference between being stuck scrambling at the crux and reaching the top of a route. Jon Allsopp from **Reading Climbing Centre** shows you these easy ways to improve your footwork.

**Place your foot once and place it right:** A way to encourage good foot placement is to be really disciplined with yourself. When climbing, tell yourself you're not allowed to rearrange your foot on a hold. Regardless of the results once that foot's placed on a hold you're going to have to deal with the consequences. Another way to ensure you are standing on the right part of your foot is to subtly tape your mid-sole. This may look a bit suspect but will ensure you are aware which part of your foot is a no go!



*Good footwork is essential on steeper routes like this.  
Photo: Reading Climbing Centre*



# Urban Climber

**Mix it up:** Climbing on different holds and angles will only increase your knowledge of what's required to use your feet well. Standing on screw- ons and features will provide you with different experiences to simply standing on the footholds provided. Similarly, climbing on steep walls and slabs will help you to learn the difference that angle can have on how you use your feet. For example, steep walls require more pushing through your toes to ensure you stay on, while dropping your ankles on a slab will give you a greater surface area to push against.

**Try it in your warm-up:** It is very easy to become sloppy when climbing at your limit, so for the purposes of improving your footwork you should try these routines when you are fresh and driven to improve. You will see the best results if you climb how you want to climb (in this case with better footwork) during your warm-up. If, when you concentrate on it, you climb with great footwork, this will eventually transcend into your normal climbing as well when you're pushing things a bit harder.

## Conclusion


Choosing the right belay device can be vital in keeping your climber safe. What may be best for them to belay you may not be best for you to belay them. Finally, remember most belaying accidents are due to lack of attention of the belayer not the incorrect device.

## Further Information:

• [www.thebmc.co.uk/skills](http://www.thebmc.co.uk/skills)


Download the BMC Belaying and Abseiling leaflet at [www.thebmc.co.uk/belaying](http://www.thebmc.co.uk/belaying)

For more Beginner's Guides and Starting Out tips go to [www.climber.co.uk](http://www.climber.co.uk)

Visit [www.thebmc.co.uk/videos](http://www.thebmc.co.uk/videos) to watch videos on tying a figure of eight knot, belaying and movement. 




INFO



## quay climbing centre

Climbing for everyone...



CHRIS SHARMA CLIMBING AT THE CENTRE OCTOBER 2011

## Climb Boulder Cafe

LOCATED IN THE HEART OF EXETER AND HOME TO EUROPE'S FIRST CLIP 'N CLIMB

The Quay Climbing Centre  
Haven Road, Exeter, EX2 8AX t. 01392 426 850  
[www.quayclimbingcentre.co.uk](http://www.quayclimbingcentre.co.uk)

## CLIMB HIGH AT THE 'BEAR ROCK' INDOOR CLIMBING CENTRE AT THE UNIVERSITY OF WARWICK, COVENTRY

- Fully Open to the General Public
- Venue for the BMC British Championships, 1995/96, 1996/97, 1998/99, 1999/00
- Competition standard 13.5 metre wall in curved resin
- New (Sept 2004) 11 metre lead and top roping wall in curved resin
- Extensive vertical and off-vertical top roping featured ply
- Beginners/teaching area
- New (July 2004) separate bouldering room with 80 plus problems
- No joining fee
- Changing room, showers, conditioning room and swimming pool available
- No Membership fee



WEEKDAYS.....£6.10  
WEEKENDS.....£4.95  
CHILDREN UNDER 18 (anytime).....£4.00

NUS STUDENTS/UB40 CARD HOLDERS:  
WEEKDAYS (Before 5pm) and WEEKENDS.....£4.00  
WEEKDAYS (After 5pm) and WEEKENDS.....£6.10

**OPENING HOURS**  
Monday-Sunday.....07.15 – 21.30 hrs

**Tel/Fax: 02476 523008**

# London & South East

## DIRECTORY

### Amersham

**The Climb**, Bensheim Way, Chiltern Avenue, Amersham, Bucks, HP6 5AH. 01494 721112.

📞 [www.theclimb.co.uk](http://www.theclimb.co.uk)

11m lead walls. Additional bouldering. Traverse wall. Mon-Thurs 1200-1600, 1800-2230, Fri 1200-1600, 1830-2230, Sat/Sun 1230-2130. £6.80/£7.85.



### Aylesbury

**Aylesbury College**, Oxford Road Campus, Aylesbury, Bucks, HP21 8PB. 01296 588566. 📞 [www.aylesbury.ac.uk](http://www.aylesbury.ac.uk)  
Corner of the Sports Hall, bricks missing, concrete chimneys.

### Banbury

**Dewey SC, Bloxham School**, Bloxham, Banbury, OX15 4PE. 01295 720072.

11m concrete wall with additional bouldering. Phone for hours and cost.

### Barkingside

**Fairlop Waters Boulder Park**, Forest Road, Barkingside, Essex, IG6 3HN. Open Access Boulder.

### Basildon

**High Sports Basildon**, Basildon Sporting Village, Gloucester Park North, Basildon, Essex, SS14 3GR.

📞 [www.high-sports.co.uk](http://www.high-sports.co.uk)

Dedicated centre with 10m main wall and boulder wall. Full height slab and overhanging sections. 2 Trublu auto belays. Mon-Fri 1200-2200, Sat/Sun 0900-1800. £8.60.



### Bedford

**Kempston Outdoor Centre**, Hillgrounds Rd, Kempston, Bedford, MK42 8QQ. 01234 718666.

📞 [www.kempstonoutdoorcentre.co.uk/activities/climbing-wall](http://www.kempstonoutdoorcentre.co.uk/activities/climbing-wall)

5.3m high, 34m long. 14 roped lines & bouldering wall. Currently pre-book only, check website for details.



**Alexander SC**, de Montfort University, Sidney Rd, Bedford, MK40 2BQ. 01234 345208. 📞 [www.beds.ac.uk](http://www.beds.ac.uk)  
Mon-Fri 1800-2200, Sat/Sun 0900-1700. £7.75.



### Bexhill-on-Sea

**Bexhill College**, Turkey Rd, Bexhill-on-Sea, East Sussex, TN39 5HF. 01424 214545. 📞 [www.bexhillcollege.ac.uk](http://www.bexhillcollege.ac.uk)  
40sqm 8m high wall with 4 lines. Mon-Fri 1700-2000, Sat/Sun 0900-2200. Check with college for holiday opening. £3.00.



### Bognor Regis

**The Arena, Bognor Regis Community College**,

Westloats Lane, Bognor Regis, PO21 5JD. 01243 870000.

9m wall, 12TR lines, abseiling platform & 180sqm bouldering wall. Mon/Wed-Fri 1700-2230, Sat/Sun 0900-1800, at weekends call Arena to confirm hours. £4.50.



### Bourne End

**Bourne End Junior Sports Club**, New Rd, Bourne End, Bucks, SL8 5BW. 01628 528110. 📞 [www.bejsc.co.uk](http://www.bejsc.co.uk)

6m lead/TR wall & separate bouldering wall. Mon/Tue/Thu 1700-2200. £5.00.



### Brighton

**High Sports Brighton**, Withean Sports Complex, Tongdean Lane, Brighton, East Sussex, BN1 5JD. 0845 363 1177.

brighton@high-sports.co.uk

Opening January 2014 - 13m, 10m and 6m roped walls, 50+ rope lines, 150 routes, Grades from 4+ to 8a. Two floors of dedicated bouldering, Circuits and problems, Extensive training area. Mon-Fri: 10am-10pm, Sat-Sun: 9am-6pm



**Boulder Brighton**, Unit 7b-c Victoria Rd Trading Estate, Brighton BN41 1XQ. 01273 422408.

📞 [www.boulderbrighton.com](http://www.boulderbrighton.com).

Dedicated bouldering centre with 200 problems set in a 1,000 sqm warehouse. 15m comp wall, slabs, roof and top-out boulder. Training area & fixed slackline. Parking and Showers are also available. Mon-Fri 1400-2200, Sat/Sun 1000-1800, check for extended holiday hrs.



**The Rock Court, Stanley Deason Leisure Centre**, Wilson Avenue, Brighton. BN2 9PB. 01273 681058

📞 [www.aaultd.org](http://www.aaultd.org) Converted squash court with 50 routes. Separate 4m bouldering area. Public open sessions, Tues & Wed 1830-2200. Contact for group bookings.



### Broadstairs

**Revolution Climbing Centre**, Oakwood Ind Est, Dane Valley Rd, St Peters, Broadstairs, CT10 1LF.

01843 866706. sam@revolutionclimbingcentre.co.uk

📞 [www.revolutionclimbingcentre.co.uk](http://www.revolutionclimbingcentre.co.uk)

8TR/lead walls up to 9m, including 5m arch.

Bouldering cave and competition style wall.

Tues, Wed, Fri, Sat 1000-2200, Sun 1000-2000. £5.00.





HIGH SPORTS  
BRIGHTON OPENING  
JANUARY '14



high  
sports

ALTON

BASILDON

BRIGHTON

CRAWLEY

ELMBRIDGE

GUILDFORD

MIDHURST

PLYMOUTH

REDHILL

ROTHERHAM

RUGBY

ST ALBANS

SUTTON

## LONDON SITES

BRIXTON

CRYSTAL PALACE

EAST HAM

HACKNEY

HENDON

LEWISHAM

SWISS COTTAGE

WESTMINSTER

0845 363 1177

[WWW.HIGH-SPORTS.CO.UK](http://WWW.HIGH-SPORTS.CO.UK)

# London & South East

## DIRECTORY

### Cambridge

**Cambridge Climbing Centre, Kelsey Kerridge Sports Centre**, Queen Anne Terrace, Cambridge, CB1 1NA. 01223 462226.

📞 [www.kelseykerridge.co.uk](http://www.kelseykerridge.co.uk)

200sqm bouldering wall, with campus board, pull-up bar and finger boards, plus 8 top-rope anchors.

Mon-Sun 0900-2300. £5.80.



### Cannington

**Cannington Outdoor Activity Centre**, Bridgwater College, Cannington Centre for Land-based Studies, Cannington, Somerset, TA52LS. 01278 65 5241.

[www.canningtonactivitycentre.co.uk](http://www.canningtonactivitycentre.co.uk)

BONSTOWD@bridgwater.ac.uk

### Canterbury

**Kings School Recreation Centre**, 1 St Stevens Rd, Canterbury, CT2 7HU. 01227 595602.

📞 [www.kingsrecreation.co.uk](http://www.kingsrecreation.co.uk)

Small outside breezeblock wall with stone inserts.

Check with centre for availability.



**University of Kent Sports Centre**, Canterbury, Kent, CT2 7NL. 01227 827313.

📞 [www.kent.ac.uk/sports](http://www.kent.ac.uk/sports)

Vertical wall with 3 belays. Mon-Sun 0900-2200.

Usage restricted dependent on use of hall.



### Cheshunt

**Herts Young Mariners Base**, 213 Windmill Lane, Cheshunt, Herts, EM8 9AJ. 01992 628403.

📞 [www.hymb.com](http://www.hymb.com)

Outdoor wall open 0930-dusk - floodlit on Wed until end Oct. £5.00. Annual Membership £5.00.



### Chessington

**Chessington Rocks, Chessington SC**, Garrison Lane, Chessington, KT9 2JS. 0208 974 2277.

📞 [www.chessingtonsportscentre.co.uk](http://www.chessingtonsportscentre.co.uk)

15 ropes, small bouldering area.

Mon/Wed/Thu 1800-2200, Sat 0900-1300. £5.00.



### Chichester

**Chichester College Climbing Wall**, Westgate Fields, Chichester, West Sussex, PO19 1SB. 01243 812936.

📞 [www.chichester.ac.uk/about-us/sports-centre/indoor-climbing-wall](http://www.chichester.ac.uk/about-us/sports-centre/indoor-climbing-wall)

richard.lowe@chichester.ac.uk

8m high lead/TR wall, 20 climbing lines, bouldering area.

Mon 1800-2130, Thu 1800-2130, Sat 1200-1700. £3.50 - £5.50.



### Colchester

**Essex University SC**, Wivenhoe Park, Colchester, CO4 3SQ. 01206 873250.

📞 [www.essex.ac.uk/sport/indoor/climbingwall.shtm](http://www.essex.ac.uk/sport/indoor/climbingwall.shtm)

Up to 8m high lead/TR walls. Bouldering wall with slabs, aretes etc. 250sqm. Mon-Fri 0900-2200, Sat/Sun 0900-2000. £5.00.



**Go Bananas Play Co. Ltd**, 9-10 Mason Road, Cowdray Centre, Cowdray Ave, Colchester, Essex, CO1 1BX. 01206 761761.

📞 [www.go-bananas.co.uk](http://www.go-bananas.co.uk)

6m by 2m wall, two auto belays, within an adventure play centre. Mon-Sun 0930-1830. £3.20-£3.95.



**BIG RED Climbing Wall**, Tiptree Community SC, Maypole Road, Tiptree, Colchester, CO5 0EJ.

01621 817499. [tiptreesportscentre@colchester.gov.uk](mailto:tiptreesportscentre@colchester.gov.uk)

📞 [www.tiptreesportscentre.co.uk](http://www.tiptreesportscentre.co.uk)

85sqm with various features and overhangs. Please call for opening times.



### Crawley

**High Sports Crawley**, K2, Pease Pottage Hill, Crawley, West Sussex, RH11 9BQ. 0845 363 1177.

📞 [www.high-sports.co.uk](http://www.high-sports.co.uk) Dedicated centre with extensive 12m lead and TR. New Trublue auto belay. Mon-Fri 1200-2200, Sat/Sun 0900-1830. £8.15.



### Crowborough

**Evolution Indoor Climbing**, Plumyfeather Farm, Lye Green, Crowborough, East Sussex, TN6 1UX. 01892 862924.

📞 [www.evolutionindoorclimbing.co.uk](http://www.evolutionindoorclimbing.co.uk)

info@evolutionindoorclimbing.co.uk. 400sqm bouldering up to 5.5m. 11-belay lead climbing area. Small abseil tower. Large woody training area. Tues-Thurs 1400-2200, Fri 1400-1800, Sat/Sun/School hols 1000-1800. £9.00.



### Crowthorne

**Wellington Sports Club, Wellington College**, Dukes Ride, Crowthorne, Berks, RG11 7PU. 01344 444244.

📞 [www.wellingtoncollegesportsclub.co.uk](http://www.wellingtoncollegesportsclub.co.uk)

Up to 9m TR moulded concrete walls. Limited availability, check first.



# AWESOME WALLS

CLIMBING CENTRES



**AWCC LIVERPOOL**  
0151 298 2422

**AWCC DUBLIN**  
+353 1 880 0088

**AWCC SHEFFIELD**  
0114 244 6622

**AWCC STOCKPORT**  
0161 494 9949

**AWCC STOKE**  
01782 341 919

**AWESOMEWALLS.CO.UK**



# London & South East

## DIRECTORY

### Deal

**Kingsdown Scout Camp**, The Avenue, Kingsdown, Deal, Kent, CT14 8DU. 01304 362455.  
Up to 5m high bouldering wall. 65sqm. Apr-Sep Mon-Sun 0900-2000 - Must phone 2 days in advance to book.



### East Grinstead

**Blackland Farm**, Grinstead Lane, East Grinstead, West Sussex, RH19 4HP. 01342 810493. blackland@girlguiding.org.uk  
Up to 7m TR wall with moulded concrete, resin panels and bolt-on holds. 105sqm. Abseil tower available for hire. Mon-Sun 0900-2100.



### Eastbourne

**University of Brighton Sports Centre**, Denton Rd, Eastbourne, BN20 7BJ. 01273 643706.

[www.brighton.ac.uk/sport/brighton](http://www.brighton.ac.uk/sport/brighton)

Traversing wall. Matted bouldering area. Mon-Fri 0730-2200, Sat-Sun 0830-1730. Casual use available to members of sports centre.



### Ely

**Mepal Outdoor Centre**, Chatteris Rd, Mepal, Ely, CB6 2AZ. 01354 692251. [www.mepal.co.uk](http://www.mepal.co.uk)

Separate room at outdoor centre with 11m lead wall with more TRs. Phone to check availability & price.



### Godalming

**Charterhouse Club Climbing Wall**, Duke's Drive, Charterhouse, Godalming, Surrey, GU7 2RS. 01483 239600.

[www.charterhouseclub.com](http://www.charterhouseclub.com)

Moveable overhang and slab walls. Bouldering cave. Please check online for opening times.



### Guildford

**Surrey Sports Park**, University of Surrey, Guildford. GU2 7AD.

01483 689111. [www.surreysportspark.co.uk](http://www.surreysportspark.co.uk)

Part of Surrey Sports Park. 12m high wall, 60m of traversing, cave. Mon & Fri 1200-2200, Tue-Thur 1000-2200, Sat & Sun 1000-1800.



**Craggy Island**, Unit 9 Cobbett Park, Moorfield Rd, Guildford. 0844 8808866. [www.craggy-island.com](http://www.craggy-island.com)

Large dedicated centre. 1000+sqm of walls up to 10m lead/TR. Additional bouldering. Mon-Fri 1000-2200, Sat/Sun 1000-2000. £10.00.



### Hampton

**Hampton School Rock Wall**, Hanworth Road, Hampton, Middlesex, TW12 3HD. 0208 9790476.

info@hamptonschool.org.uk

Up to 8m high outdoor moulded concrete lead/TR tower plus bouldering. Contact school for availability.

### Harlow

**Harlow Climbing Wall**, Harlow Centre for Outdoor Learning, Burnt Mill Lane, Harlow, Essex, CM20 2QS. 01279 620270.

[www.essexoutdoors.org](http://www.essexoutdoors.org) harlow@essexoutdoors.com

1000sqm of TR/lead wall climbing, up to 14m, separate bouldering room. 10m outside wall.

Mon-Thur 1000-2100, Fri 1000-1800, Sat/Sun 1000-1800.



### Harrow

**Harrow School**, Football Lane, Harrow, Middlesex, HA1 3HP. 0208 864 9191. [www.harrowschool.org.uk](http://www.harrowschool.org.uk)

Traverse wall plus 9m lead wall on outside of sports hall. Mon-Sun 0900-1300 term time, 0900-dusk during holidays. £1.00.

### NICAS

**Rock Frog Harrow Wall**, Harrow Leisure Centre, Christchurch Avenue, Harrow, HA3 5BD. 01256886543.

[www.rockfrog.co.uk](http://www.rockfrog.co.uk) Lead wall, a selection of TR, and traverse wall. Wed 1630-2100, Sat/Sun 1000-13.00. £5.00.



### Hatfield

**Hertfordshire Sports Village**, de Havilland Campus, Hatfield Business Park, Hatfield, Herts, AL10 9EU.

01707 281172. [www.hertssportsvillage.co.uk](http://www.hertssportsvillage.co.uk)

12m wall with bouldering cave & abseil facility. 8TR.

Slab, vertical & overhanging lead walls. Bring your own quick draws. Mon-Fri 0600-2230, Sat 0800-1900, Sun 0800-2100. £7.50.



### Hemel Hempstead

**XC**, Jarman Park, Hemel Hempstead, Hertfordshire, HP2 4JS. 01442 507100. [www.thexc.co.uk](http://www.thexc.co.uk)

enquiries@thexc.co.uk. 880sqm of climbing, bouldering, 15m roped area including auto belays and trad wall. High ropes course and 152m caving system.

Mon-Sun 1000-2200. See website for prices.



# Reach Your Limit

Wiltshire's Premier Indoor Wall and  
NICAS Primary Training Centre



- All levels from beginner to competition standards
- Over 120 climbs up to 9m high
- Leading, top ropes and bouldering
- Courses – beginner to improver plus workshops
- Parties and groups
- Gear hire

5 mins  
off M4,  
J16



f leisureinswindon

@LeisureSwindon

[www.leisureinswindon.co.uk/climbing](http://www.leisureinswindon.co.uk/climbing)

Available at:

Link Centre, Whitehill Way, Westlea, Swindon SN5 7DL

**NICAS**

Leisure in  
Swindon

Swindon  
BOROUGH COUNCIL



Over 2000 shapes to choose from

**NEW  
RANGE**



we make THE shapes - you make THE moves

visit [www.holdz.co.uk](http://www.holdz.co.uk) to view all our shapes T:01924 265222

# London & South East

## DIRECTORY

### Hockley

**Clements Hall LC**, Clements Hall Way, Hawkwell, Hockley, Essex, SS5 4LN. 01702 207777.

📞 [www.clementshall.co.uk](http://www.clementshall.co.uk) 8m high block with rock insert wall. 300sqm. £4.50. Please phone before visit.



### Huntingdon

**Grafham Water Centre**, Perry, Huntingdon, Cambridgeshire, PE28 0BX. 01480 810521. 📞 [www.grafham-water-centre.co.uk](http://www.grafham-water-centre.co.uk)

10m wall, 72 sqm, 7 belay lines. TR/lead. Contact centre for opening times.



### Ipswich

**The Leading Edge**, Copleston High School, Copleston Rd, Ipswich, IP4 5HD. 01473 274178. 9m lead/TR walls with slabs, overhangs etc. Plus traverse wall.

Mon 1900-2200, Wed-Fri 1800-2200. £3.50.



### Kings Langley

**Phasels Wood Scout Camp**, Rucklers Lane, Kings Langley, Herts, WD4 9NA. 01442 252851. 📞 [www.phaselswood.org.uk](http://www.phaselswood.org.uk)

11.5m lead/TR outdoor floodlit tower. 440sqm with 36m girdle traverse. Oct-Mar: Mon-Sun 1000-dusk. Apr-Oct: Mon-Sat 1000-2130, Sun 1000-dusk.



### Kingston

**White Spider Climbing**, 225 Hook Rise South, Kingston

KT6 7LD. 0208 397 0390. 📞 [www.whitespiderclimbing.com](http://www.whitespiderclimbing.com)

Large dedicated centre with 2,000sqm of climbing, 102TR and lead lines up to 18m, 55sqm stalactite lead roof, 280 routes, 600sqm bouldering, large bouldering cave, 180 blocs, kid's castle, café, luxury changing rooms & showers.

Mon 1400-2200, Tues-Fri 1000-2200, Sat/Sun 1000-1930. £10.00.



### Lewes

**Lewes LC**, Mountfield Rd, Lewes, East Sussex, BN7 2XG.

01273 486000. 📞 [www.waveleisure.co.uk/lewes](http://www.waveleisure.co.uk/lewes)  
28sqm curved resin bouldering & TR wall. Mon 0730-2200, Tue 0730-1800 & 2200-2300, Wed & Thur 0730-2200, Fri 0730-2200, Sat 1500-2000, Sun 0900-2000. £3.50.



### London

**VauxWall Climbing**, Arch 46 - 47a South Lambeth Road,

Vauxhall, London SW8 1SS. [www.vauxwallclimbing.co.uk](http://www.vauxwallclimbing.co.uk)

London's new dedicated Bouldering Centre. Over 400sqm of climbing catering for all abilities. Very conveniently situated just 100m from Vauxhall tube and overground stations.

Regular resets and guest setters. Opening early 2014.

Mon-Fri 1200-2200, Sat/Sun 1000-1900.



**Sobell SC**, Hornsey Rd, Holloway, London, N7 7NY.

0207 609 2166. 13m high curved resin lead wall, traverse corridor plus a variety of other wall surfaces.

Mon-Fri 1700-2200, Sat 1000-1800, Sun 1000-2000. £3.50.



**Climb London East Ham**, East Ham Leisure Centre, 324 Barking Road, E6 2RT. 0845 363 1144.

📞 [www.climblondon.co.uk](http://www.climblondon.co.uk)

Dedicated wall with extensive 10m lead and TR routes plus bouldering cave. Mon-Fri 0700-2200, Sat/Sun 0800-1800. £7.60.



**Climb London Crystal Palace**, National Sports Centre, Leddington Road, SE19 BB. 0845 363 1144.

📞 [www.climblondon.co.uk](http://www.climblondon.co.uk)

Completely re-built in 2010, large bouldering area plus TR.

Mon/Tue/Thu 1730-2200, Wed 1400-2200, Fri no public entry, Sat/Sun 0945-1700. £7.30.



**Mile End Wall**, Haverfield Rd, Bow, London, E3 5BE.

0208 980 0289. 📞 [www.mileendwall.org.uk](http://www.mileendwall.org.uk)

Dedicated climbing centre with extensive bouldering facilities of all types. Up to 13m lead/TR walls. Mon-Thu 1200-2130, Fri 1200-2100, Sat/Sun 1000-1800. £7.00.



**Westway SC**, 1 Crowthorne Rd, London, W10 6RP.

0208 969 0992. 📞 [www.westwaysportscentre.org.uk](http://www.westwaysportscentre.org.uk)

One of London's biggest climbing centres with 67 lead lines & 55TR lines up to 13.5m, including outdoor walls.

Bouldering wall catering for all levels. Mon-Wed & Fri 0930-2200, Thu 0800-2200, Sat/Sun 1000-2000. £9.75.





**UP**  
**HOLDS**

300 revolutionary  
shapes styled on  
nature's greatest  
elements...



**JOIN THE REVOLUTION**  
**WWW.UPHOLDS.CO.UK**



- 10m and 13m walls
- 50 routes
- Bouldering wall

**FREE registration  
and 1st climb with  
this advert!**

[www.energiseyork.com](http://www.energiseyork.com)



**energise**  
CLIMBING WALL

## CAMBRIDGE CLIMBING CENTRE

No Joining Fee or Contract  
Short Term Membership  
Pay as you go options available  
Children's Birthday Parties and Team Building Activities

200m sq CLIMBING SURFACE AREA, 40 DEGREE OVERHANGING  
BARREL, CAMPUS BOARD, PULL UP BAR & FINGER BOARDS



**Tel: 01223 462226**

or visit us on

**[www.kelseykerridge.co.uk](http://www.kelseykerridge.co.uk)**

# London & South East

## DIRECTORY

**Castle Climbing Centre**, Green Lanes, Stoke Newington, London, N4 2HA. 0208 2117000. [www.castle-climbing.co.uk](http://www.castle-climbing.co.uk)  
Follow us on Facebook and Twitter. One of the UK's largest dedicated indoor climbing centres, with over 2000sqm of climbing. With 96 top rope and lead walls from 7 to 13.5m high, 11 bouldering areas including 3 outdoor boulders and a 30m abseil tower for outdoor and indoor abseils. Adult and kids courses are available from novice to advanced level. Organic/Fair-trade café and dedicated climbing shop on-site. Open Mon-Fri 1200-2200; Sat/Sun 1000-1900; Bank Hols 1000-2200. Registered climber: £12 a visit; Non-registered climber: £13 a visit; Concessions & Payment Plans available



**Climb London Hendon**, Marble Drive, Hendon, NW2 1XQ. 0845 363 1144. [www.climblondon.co.uk](http://www.climblondon.co.uk)  
Dedicated climbing room with 8m high lead and TR routes. Mon-Fri 0900-2200, Sat/Sun 0900-1800. £6.10.



**Climb London Hackney**, Britannia Leisure Centre, 40 Hyde Road, Hackney, N1 5JU. 0845 363 1144. [www.climblondon.co.uk](http://www.climblondon.co.uk)  
Small resin wall with TR and bouldering. Mon-Fri 0700-2200, Sat/Sun 0800-2000. £6.10.



**Climb London Brixton**, Brixton Recreation Centre, 27 Brixton Station Rd. SW9 8QQ. 0845 363 1144. [www.climblondon.co.uk](http://www.climblondon.co.uk)  
8m high TR routes and traversing. Mon-Fri 1200-2200, Sat/Sun 0900-2000. £6.60.



**Climb London Swiss Cottage**, Adelaide Road, Camden, NW3 3NF. 0845 363 1144. [www.climblondon.co.uk](http://www.climblondon.co.uk)  
Dedicated climbing wall with 14m lead and TR routes plus bouldering cave and new Trublue auto belay. Mon-Thu 1000-2200, Fri 0900-1900, Sat/Sun 1000-1800. £7.85.



**Ethos Climbing Wall**, Sport Imperial, Imperial College London, 7 Prince's Gardens, South Kensington, London, SW7 2AZ. 020 7594 6660. [www.imperial.ac.uk/sports](http://www.imperial.ac.uk/sports)  
14 lines - 9 TR and 5 lead. 3 overhangs, 2 vertical. TR on freeform, lead on wood. Mon-Fri 0700-2200, Sat/Sun 0800-2000.



**Vertical Chill Ice Wall**, 3-11 Southampton St, Covent Garden, London, WC2E 7HA. 0207 3951010. [www.vertical-chill.com](http://www.vertical-chill.com)  
vertical.chilllondon@ellis-brigham.com  
Ice climbing wall running through the shop's 2 floors. 8m high. Learn to ice climb. Tues 1230-1730, Wed&Fri 1030-1730, Thurs 1030-1830, Sat 1000-1700, Sun 1200-1600. £50.



**Camden Square Activity Park**, Camden, London, NW1. Open access boulder

**Westminster Boat Base**, Pimlico. London, Greater London SW1V 3JY. Open access boulder.

**St Luke's & Christ Church**, St Luke's Crypt, Sydney St, London, Greater London SW3 6NH. Open Access boulder.

**Newham Boulder**, 63 Drew Rd, London, E16. Another open access boulder.

**The Arch Climbing Wall**, 6 Bermondsey Street, London, SE1 2ER. [www.archclimbingwall.com](http://www.archclimbingwall.com)  
Dedicated bouldering centre in railway arch. Weekly resets. Mon-Fri 0630-2230, Sat/Sun 1100-2200. £10.00.



**Shoreditch and Mabley Green Boulders**. Real rock boulders in Shoreditch Park N1 6TA and Mabley Green parks E9 5RN.

**West 1 Climbing**, Seymour Leisure Centre, Seymour Place, London W1. Baker Street tube. 0845 363 1177. [www.high-sports.co.uk](http://www.high-sports.co.uk)  
Dedicated centre with lead/TR and bouldering. Mon-Fri 1200-2200, Sat/Sun 0900-1900. £7.85.



**The Reach Climbing Wall**, Unit 6 Mellish Estate, Harrington Way, Woolwich, SE18 5NR. 020 8855 9598. info@thereach.org.uk [www.thereach.org.uk](http://www.thereach.org.uk)  
75 lines 11m TR/lead, plus extensive bouldering and training room. Mon-Fri 1400-2200, Sat/Sun 1000-1900. £5.00 - £9.00



**Urban Ascent Bouldering Centre**, Unit 5, Parsons Green Depot, 33-39 Parsons Green Lane, London, SW6 4HH. 0207 751 0913. [www.urbanascent.co.uk](http://www.urbanascent.co.uk)  
Dedicated bouldering centre. Mon-Fri 1400-2230, Sat/Sun 1000-2000.

### Lowestoft

**East Face Indoor Climbing Wall**, Waveney SC, Water Lane, Lowestoft, NR32 2NH. 01502 569116. 95sqm wall. Ring first.



### Maidstone

**Maidstone LC**, Mote Park, Willow Way, Maidstone, ME15 7RN. 01622 761111. [www.maidstoneleisure.com](http://www.maidstoneleisure.com)  
9m wall in sports hall. Block construction with rock insert holds. Phone to check availability. £3.00.



# LAKELAND CLIMBING CENTRE



INDOOR & OUTDOOR  
ROCK CLIMBING

- 70 climbing lines
- 25m abseil
- over 500sq.m of dedicated bouldering
- training room
- La Sportiva conference room
- Creamery cafe
- Kendal Wall shop stocking one of the most comprehensive range of rock shoes in the north.
- whether you need instruction or just a great wall we have everything for you
- and so much more to come in 2014

For more information, give us a call or check out our website & online shop

Opening  
early 2014  
**VauxWall Climbing**

Keep up to date with progress

@VauxWall

facebook.com/VauxWallClimbing

see our listing on page 18



Climbing/Trekking

Confirm on:

Tel 029 2075 5715

# Size Does Matter

The tallest wall in England

01539 721766 • [info@kendalwall.co.uk](mailto:info@kendalwall.co.uk) • [www.kendalwall.co.uk](http://www.kendalwall.co.uk)



**New Dedicated Bouldering Wall in Central London**





## Midhurst

**High Sports Midhurst**, River Site, Lamberts Lane, Midhurst, GU29 9DT. 0845 363 1177. [www.high-sports.co.uk](http://www.high-sports.co.uk)  
Open evenings and weekends, 10m lead/TR.  
Tues-Wed 1800-2200, Sat/Sun 0900-1800. £8.15.



## Milton Keynes

**Ellis Brigham Climbing Wall**, Unit 32, Xscape, 602 Marlborough Gate, Avebury Boulevard, Milton Keynes, MK9 3XA. 01908 237748. [www.vertical-chill.com](http://www.vertical-chill.com)  
2 towers 10m and 13m plus bouldering wall. Self belay protection available. The wall is part of a retail complex. Mon-Sat 1000-1900, Sun 1100-1700.



**Caldecotte Project**, George Amy Centre, 366 Simpson Rd, Milton Keynes, MK6 3AG. 01908 232042. 12m outdoor wooden tower with high ropes course attached. Phone for opening times and prices.



**Big Rock CC**, Unit 1, Newmarket Court, Kingston, Milton Keynes, MK10 0AG. 01908 583128.

[www.bigrockclimbing.co.uk](http://www.bigrockclimbing.co.uk)  
Dedicated centre. 50+ lines up to 12 m high lead/top roping; Auto belays available. 650sqm bouldering arena. Separate crazy climb and children's bouldering areas. Mon-Fri 1100-2200, Sat/Sun 1000-1900 £9.00.



## Newbury

**Waterside Centre**, Toomers Wharf, Northbrook Street, Newbury, Berks RG14 1DS. 01635 41269.



## Norwich

**Highball Climbing Centre**, 1 Twickenham Road, Norwich, NR6 6NG. 01603 513513. [hello@highballnorwich.co.uk](mailto:hello@highballnorwich.co.uk)  
Highball Climbing Centre is an adult training facility with a family friendly atmosphere. Our vision is to provide a safe, challenging and fun environment where climbers of all ages and abilities can come together to learn, improve, and achieve. We promote health, fitness, fun and excitement with a strong focus on personal safety. Highball will always be changing, always evolving, always growing and always improving. Mon-Fri: 12pm-10pm Sat-Sun: 10am-6pm. Price: £6.50-£8.00

**The Peak at Sportspark**, University of East Anglia, Norwich, NR4 7TJ. 01603 592398. [www.sportspark.co.uk](http://www.sportspark.co.uk)  
16 lines on 11m lead/TR wall with separate bouldering cave. Mon-Sun 0820-2200. £5.00.



**The Norwich Boulder**, Pinter Field, Off Aylsham Rd, Upper Hellesdon, Norwich, NR3. Open access boulder.

## Oxford

**Rock Solid**, Oxford Brookes University, Gypsy Lane, Headington, Oxford, OX3 0BP. 01865 484373.

[www.brookes.ac.uk/sport/climb](http://www.brookes.ac.uk/sport/climb)

Dedicated room 14m lead walls and bouldering area. Mon-Fri 0730-2300, Sat/Sun 0900-2200. From £4.00.



**Iffley Road Bouldering Wall**, Oxford University Sports Centre, Jackdaw Lane, Iffley Road, Oxford, OX4 1EQ.

[www.users.ox.ac.uk/~climbing](http://www.users.ox.ac.uk/~climbing)

3m high 15m long vertical bouldering wall. Must be member of Oxford Uni. Mountaineering Club to use.



**The Oxford Boulder**, Fry's Hill Park, Oxford, OX4. Open access boulder.

**Standlake Boulder**, Standlake Village, Witney, Oxford. Open access boulder.

## Peterborough

**Peterborough CW**, Town Sports Club, Bretton Gate, Peterborough, PE3 9UZ. 01733 260026.

[www.peterboroughclimbingwall.co.uk](http://www.peterboroughclimbingwall.co.uk)

20 lines up to 7m lead/TR plus bouldering cave. Mon-Fri 1900-2200, Sat/Sun 1300-2100. £5.00.



## Portsmouth

**The "Cellar" @ Fort Purbrook**, Portsdown Hill Road, Portsmouth. PO6 1BJ. 02392321223.

[www.peterashleyactivitycentres.co.uk](http://www.peterashleyactivitycentres.co.uk)

2 x underground rooms with 700 sq.ft. of bouldering in each room. Lots of features inc. waves, slabs, cracks, overhangs and a 16ft. tower. Mon-fri 9am-9pm. sat/sun 9am-1pm. Over 16. £5. under 16. £4. students £4.50.

**Hi ROCK**, The Hayling College, Church Road, Hayling Island, near Portsmouth. 07966882014. [www.hi-rock.co.uk](http://www.hi-rock.co.uk)

Tues & Weds 1800-2130. £5.50.



## Reading

**Rockfrog Loddon Valley Wall**, Loddon Valley Leisure Centre, Rushey Way, Lower Earley, Reading, RG6 4 GD.

01256886543. [www.rockfrog.co.uk](http://www.rockfrog.co.uk)

TR and Outdoor rock routes. Tue 1700-2030, Sat 1000-1300.

**Reading Climbing Centre**, Unit 33, Robert Cort Industrial Estate, Britten Road, Reading RG2 0AU.

[www.readingclimbingcentre.com](http://www.readingclimbingcentre.com)

110TR/lead lines up to 14m high. Extensive dedicated bouldering area. Training Facilities.

Mon-Fri 1000-2200, Sat & Sun 1000-1800.

Non member off peak: £8.75. Peak member: £9.00.





## Uxbridge

**Brunel University Sports Hall**, Kingston Lane, Uxbridge, Middlesex, UB8 3PH. 01895 265305. 01256886543.

📞 [www.brunel.ac.uk/sport](http://www.brunel.ac.uk/sport) sports.centre@brunel.ac.uk

📞 [www.rockfrog.co.uk](http://www.rockfrog.co.uk)

75m lead & bouldering walls with separate bouldering room. Mon-Fri 0730-2230, Sat & Sun 0900-1900. Wall maybe closed at certain times of the year to accommodate University functions, please call to check. Rockfrog sessions Mon 1700-2030, Sat 1000-1300.



## Watton

**High Sports**, Elmbridge Xcel Centre, Waterside Drive, Watton, Surrey, KT12 2JG. 0845 363 1177.

📞 [www.high-sports.co.uk](http://www.high-sports.co.uk)

Dedicated centre with 12m high lead and TR, traverse wall and new Trublue auto belay. Mon-Fri 1200-2200, Sat/Sun 0900-1930. £8.15.



## Whitchurch

**Testbourne Community School**, Micheldever Rd, Whitchurch, Hants. 01256 892261.

📞 [www.testbourne.hants.sch.uk](http://www.testbourne.hants.sch.uk)

66sqm wall. Mon 2030-2200, Wed 1830-2000. £3.00.

## Witham

**Fairplay Outdoor Ed Centre**, Fairplay House, Station Rd, Wickham Bishops, Witham, Essex, CM8 3JL. 01621 891213/613.

9m outdoor moulded concrete tower.

Lead/TR/bouldering/abseiling. 360sqm.

Daylight hours. £4.00.

## Worthing

**Worthing LC**, West Park, Shaftesbury Ave, Worthing, West Sussex, BN12 4ET. 01903 502237.

📞 [www.worthingleisure.co.uk](http://www.worthingleisure.co.uk)

Old style 10m TR wall with wooden features (inc 6m jamming crack) plus 15m traverse wall. Phone first as 'casual use may be available'.

## Wymondham

**Wymondham LC**, Norwich Rd, Wymondham, Norfolk, NR18 0NT. 01953 607171. [wymondhamlc@s-norfolk.gov.uk](mailto:wymondhamlc@s-norfolk.gov.uk)

Wall has three sections of differing gradients, as well as a bouldering room and a teaching wall.

Open Monday to Sunday, please contact reception for daily opening hours. Adults £5.75, under 16s £3.30.



## South West

### Alton

**High Sports Alton**, Chawton Park Road, Alton, Hampshire, GU34 1RQ. 0845 363 1177. 📞 [www.high-sports.co.uk](http://www.high-sports.co.uk)

Dedicated centre with new Trublue auto belay.

Mon-Fri 1200-2200, Sat/Sun 0900-1800. £8.15.



### Barnstaple

**The Rock and Rapid Adventure Centre**, Hacche Mill, South Molton, Devon, EX36 3NA. 0333 600 6001.

📞 [www.rockandrapidadventures.co.uk](http://www.rockandrapidadventures.co.uk)

11m walls and bouldering area. Up to 60 lead/TR routes.

Mon-Fri 1000-2200, Sat/Sun 1000-1800.



### Bishops Cleeve

**Bishops Cleeve SC**, Two Hodges Rd, Bishops Cleeve, Gloucestershire, GL52 4AD. 01242 673581.

Old fashioned raised brick wall. Evenings/weekends.

### Bodmin

**Vitalise Churchtown**, Lanlivery, Bodmin, Cornwall, PL30 5BT. 01208 872148. [churchtown@vitalise.org.uk](mailto:churchtown@vitalise.org.uk),

📞 [www.vitalise.org.uk](http://www.vitalise.org.uk)

52sqm tower with wheelchair abseil and zip wire.

Booking required, call centre for details.



### Bournemouth

**Bournemouth University Dept of Sport & Recreation**, Fern Barrow, Bournemouth, BH12 5BB. 01202 965012.

7m high lead/TR/bouldering wall.

Mon-Thu 0800-2200, Fri 0800-1800, Sat/Sun 0900-1700. £4.50.



### Braunton

**Braunton School & Comm College**, Exeter Rd, Braunton, Devon, EX33 2JL. 01271 812221.

📞 [www.braunton.devon.sch.uk](http://www.braunton.devon.sch.uk)

Very limited access, phone first.

### Bristol

**Undercover Rock**, St Werburgh's Church, Mina Rd, Bristol, BS2 9YT. 0117 908 3491. 📞 [www.undercover-rock.com](http://www.undercover-rock.com)

[enquiries@undercover-rock.com](mailto:enquiries@undercover-rock.com)

Dedicated centre. Up to 12m high lead/TR walls. Separate bouldering areas. Mon-Fri 0930-2200, Sat/Sun 0930-1800. £7.50.







**beacon**  
climbing centre

- Lead walls up to 17m high & up to 7m overhanging
- Top roping area with 2 auto belay units
- Extensive bouldering from slabs to full overhangs
- Incredible 12m long bouldering 'routing' roof
- Kids' bouldering area with Tommy the Elephant
- CrazyClimb facility: crazy challenges for all ages
- Café with viewing balcony overlooking the climbing



Cibyn Estate | Caernarfon | **NORTH WALES** | LL55 2BD

[www.beaconclimbing.com](http://www.beaconclimbing.com) | 01286 677 322 | [info@beaconclimbing.com](mailto:info@beaconclimbing.com)

**ClimbUK**  
indoor climbing centres



**big rock**  
climbing centre

- Multi-angled lead walls up to 11m high in The Pit
- Extensive top roping area with 2 auto belay units
- 650m<sup>2</sup> bouldering arena with free standing boulder
- Kids' bouldering area with Tommy the Elephant
- CrazyClimb facility: crazy challenges for all ages
- Expert instruction for all levels & all ages
- Café with seating overlooking the climbing



Mandeville Drive | Kingston | **MILTON KEYNES** | MK10 0AG

[www.bigrockclimbing.co.uk](http://www.bigrockclimbing.co.uk) | 01908 583 128 | [info@bigrockclimbing.co.uk](mailto:info@bigrockclimbing.co.uk)

Climbing Wall **Manufacturing**... [www.beaconclimbing.com/walls](http://www.beaconclimbing.com/walls)

## The Climbing Academy, Charlton St, Bristol, BS5 0FD.

0117 9072956. [www.theclimbingacademy.com](http://www.theclimbingacademy.com)

info@theclimbingacademy.com

750+sqm of dedicated bouldering. Font style circuits and endurance/campus training boards. Mon-Fri 1200-2200, Sat/Sun 1000-1800.



## Centre for Sport, University of the West of England,

Frenchay Campus, Coldharbour Lane, Bristol, BS16 1QY.

01173 286200. [www.uwe.ac.uk/sport/climbing\\_wall.shtml](http://www.uwe.ac.uk/sport/climbing_wall.shtml)

75m high freeform overhanging wall and vertical return wall. 8 climbing lanes, leading/TR.

Mon-Fri 1930-2230, Sat 0900-2030, Sun 0930-2100.

£3.00-£4.00.



## Redpoint Bristol Climbing Centre, 40 Winterstoke Rd,

Bedminster, Bristol, BS3 2NW. 0117 3322222.

[www.redpointbristol.co.uk](http://www.redpointbristol.co.uk) info@redpointbristol.co.uk

Dedicated centre, 1000sqm+ 12.5m high, 86 lines TR and leading, plus bouldering, an abseil ledge and a cafe with licensed bar. Mon-Fri 1230-2200, Sat 1000-2000, Sun 1000-1900



## Buckfastleigh

### Dart Rock Climbing Centre, Old Totnes Road, Buckfastleigh,

Devon, TQ11 0NF. 01364 644 499. info@dartrock.co.uk

[www.dartrock.co.uk](http://www.dartrock.co.uk)

Dedicated centre, over 420sqm of climbing.

Mon-Sun 1000-2200. £5.00.



## Devon

### Parkfield Climbing Wall, Parkfield, Colin Road, Paignton,

Devon TQ3 2NR. 01803 698900. parkfield@torbay.gov.uk

Entre-Prises climbing wall with 36 lead/ top roping routes and bouldering routes, changing facilities, on site café, equipment hire, instruction courses. Other sports facilities available. Tue- Fri 1200-2100, Sat 1000-1800. Open climbing sessions from £4.00.

## Exeter

### Quay Climbing Centre, Haven Road

Exeter, EX2 8AX. 01392 426850

[www.quayclimbingcentre.co.uk](http://www.quayclimbingcentre.co.uk)

climb@quayclimbingcentre.co.uk

Dedicated indoor centre, up to 15m high lead/TR walls.

2 separate bouldering areas, auto belays.

Mon-Fri 1000-2200, Sat/Sun 1000-1800.



## Gloucester

### The Warehouse, Parliament St, Gloucester, GL1 1HY. 01452

302351. [www.the-warehouse.co.uk](http://www.the-warehouse.co.uk)

Dedicated centre. Up to 13m high lead/TR walls and large bouldering area. Dedicated kids bouldering/party area. Auto belays and Digi wall.

Mon-Fri 1200-2200, Sat/Sun/School Hols 1000-2200. £7.00.



## Hay-on-Wye

### Trewern Outdoor Centre, Cusop, Hay-on-Wye,

Herefordshire, HR3 5NT. 01497 820512.

office@trewern.bardaglea.org.uk. [www.trewern.org.uk](http://www.trewern.org.uk)

18TR, traverse wall, bouldering. Max. height 5.5m. Open evenings for public use – booking essential.



## Ivybridge

### Ivybridge Community College, Harford Rd, Ivybridge,

Devon, PL21 0JA. 01752 698315.

[www.ivybridge.devon.sch.uk](http://www.ivybridge.devon.sch.uk) Up to 6.5m wall on end of

sports hall, 9 lines. Limited opening, phone first.

## Newquay

### Newquay SC, Yeoman Way, Tretherras, Newquay, TR7 2SL.

01637 875533. [www.newquaysportscentre.co.uk](http://www.newquaysportscentre.co.uk)

Wall at end of sports hall and small children's bouldering section. Opening times are restricted. £4.00.



## Newton Abbot

### CRS Adventures CW, CRS Adventures, The Coach House,

Holne Park, Ashburton, Newton Abbot, TQ13 7NP.

07891 635964. [www.crsadventures.com](http://www.crsadventures.com)

enquiry@CRSAdventures.com

220 sqm lead & bouldering. Tue, Thurs & Sun 1800-2200.

£3.00-£5.00.



## Northleach

### Wild Rock, Far Peak, Northleach, Gloucestershire,

GL54 3JL. 01285 721 090. [www.wildrockclimbing.co.uk](http://www.wildrockclimbing.co.uk)

Dedicated centre, TR/Lead walls and bouldering wall.

Camping facilities. Open 7 days/week, phone first for times. £6.50 - £10.00.



## Penryn

### Granite Planet Climbing Centre, Unit 10, Parkengue, Kernick

Industrial Estate, Penryn, Cornwall, TR10 9EP. 01326 376633.

[www.gpclimbing.co.uk](http://www.gpclimbing.co.uk) tony@gpclimbing.com 70 lines,

3 bouldering areas, campus board and woody area.



## Plymouth

**Magic Wood Climbing Centre**, Woodlands Farm, Saint Neot, Cornwall, PL14 6HQ. 07583 116476.

☎ [www.magicwoodclimbing.co.uk](http://www.magicwoodclimbing.co.uk)  
enquiries@magicwoodclimbing.co.uk

**High Sports Plymouth**, Plymouth Life Centre, Hope Park, Plymouth. 0845 363 1177. ☎ [www.high-sports.co.uk](http://www.high-sports.co.uk)  
plymouth@high-sports.co.uk Dedicated centre, 50 lines, 16m lead wall and bouldering hall. 2 auto belay's.  
Mon-Fri 1000-2200 Sat/Sun 0900-1800. £8.25.



**Lipson Community College**, Bernice Terrace, Lipson, Plymouth, PL4 7PG. 01752 662997.

☎ [www.lipson.plymouth.sch.uk](http://www.lipson.plymouth.sch.uk)  
Up to 6.5m high TR/bouldering wall. 182sqm.  
Thu 1900-2200, Fri 1900-2200.  
May be closed out of term time. £3.00.



**Plymouth YMCA**, Kitto Centre, Honicknowle Lane, Plymouth, PL5 3NG. 01752 201918. ☎ [www.plymouthymca.co.uk](http://www.plymouthymca.co.uk)  
8m x 11m. 13 top ropes slab/chimney/arete/overhang features. Mon 1800-1930 Juniors, 1930-2130 Adults, Tues 1800-2130 Adults, Wed-Fri group bookings. £2.50-£3.50.



**Mount Batten CW**, Plymouth, PL9 9SJ.  
martin.northcott@plymouth.gov.uk 01752 404567.

☎ [www.mbc.eclipse.co.uk](http://www.mbc.eclipse.co.uk)  
A hybrid of wall/stabilised quarry. 14 Lead routes F5 to F7a, can be top roped, some artificial holds on quarried limestone with bolt protection and lower offs. Tue/Wed evenings, Saturday.



**UCP Marjon Sport**, Derriford Road, Plymouth, PL6 8BH. 01752 636876. ☎ [www.ucpmarjon.ac.uk](http://www.ucpmarjon.ac.uk)  
150 sqm of climbing, 8m high, overhangs and crack lines. 11 lines lead/TR. Bouldering wall.  
Mon- Fri 0700-2200, Sat/Sun 0900-1700.



## Radstock

**Writhlington Sports Centre**, Knobsbury Lane, Writhlington, Radstock, BA3 3NQ. 01761 438559.

☎ [www.writhlingtonsportscentre.co.uk](http://www.writhlingtonsportscentre.co.uk)  
enquiries@writhlingtonsportscentre.co.uk  
8m, 14TR indoor climbing wall.  
Wed/Thurs 1800-2200, Sat/Sun 0900-1100. £4.95.



## Swindon

**The Ridge Climbing Wall**, Link Centre, Whitehill Way, Westlea, Swindon. SN5 7DL. 01793 445566.

☎ [www.leisureinswindon.co.uk/climbing](http://www.leisureinswindon.co.uk/climbing)

Main wall 9m up-to 4m overhang, 120 climbs, 39 lines mix of lead and TR, some leader placed protection, bouldering area, separate traversing and training walls. Abseil ledge.  
Mon 1400-2200, Tue-Fri 1200-2200, Sat/Sun 0900-2000.  
£7.90 or £6.30 with Swindon Leisure Card. Discount with Annual Membership.



## Taunton

**Blackbrook Pavilion**, Blackbrook Way, Taunton, TA1 2RW.

01823 333435. ☎ [www.toneleisure.co.uk](http://www.toneleisure.co.uk)

48sqm curved resin wall.

Mon-Fri 0700-2230, Sat 0800-1800, Sun 0800-2230. £3.30.



**Taunton School CW**, Staplegrove Road, Taunton, Somerset, TA2 6AD. 01823 349207.

☎ [www.tauntonschoolevents.co.uk](http://www.tauntonschoolevents.co.uk) sportsclub@tauntonschoolevents.co.uk 10TR/lead with 12 routes and bouldering. Please call or email for more information.



## Tavistock

**Barn Climbing Centre**, Milton Abbot, Tavistock, Devon, PL19 0QP. 01822 870521. ☎ [www.barnclimbingwall.co.uk](http://www.barnclimbingwall.co.uk)

10m leading and TR walls, 25 lines. Over 110 routes on slabs to 40 degree overhangs. 100 problem freestanding boulder. Training room. £6.00.



## Truro

**Truro Leisure Centre**, College Road, Gloweth, Cornwall, TR1 3GA. 01872 261628. ☎ [www.truroleisurecentre.co.uk](http://www.truroleisurecentre.co.uk)

Adults Club Fri 1830-2030, Children's Club Sat 0930-1100.



## Weymouth

**The Aloft**, Sea Cadet Training Centre, Barrack Road, Weymouth, DT4 8TZ. 01305775191. ☎ [www.climbaloft.org.uk](http://www.climbaloft.org.uk)

11m wide, 8m high TR/lead. A wall primarily for youth organisations. Public climbing and courses available. Opening times and info on website.





## Wimborne

**The Edge**, Queen Elizabeth LC, Blandford Rd, Wimborne, Dorset, BH21 4DT. 01202 888208.

📞 [www.qe-leisure-centre.co.uk](http://www.qe-leisure-centre.co.uk)

Up to 7.5m high lead/TR walls, with bouldering cave & The Pump Room. 430 sqm. Mon-Thu 1730-2200 (school hols 0900-2200) £5.60. Fri/Sat/Sun 0930-1830. £4.40.



## Wootton-under-Edge

**Wootton-under-Edge SC**, Kingswood, Wootton-under-Edge, Gloucestershire, GL12 8RB. 01453 842626. Brick TR wall. Mon-Fri 1815-2015, Sat 1400-1800, Sun 0900-2100. £1.80.



## Worcester

**Vertical Limit**, Simply Active Ltd, Unit 11, Shrub Hill, Worcester, WR4 9EL. 01905 613044. 📞 [www.vlimit.co.uk](http://www.vlimit.co.uk)  
100 top rope climbs with a vertical height ranging from 7m to 11m, 4.5m high competition boulder wall, lead climbing 2 stage multi pitch. Mon & Fri 1000-2100, Tue-Thur 1000-2200, Sat/Sun 1000-1700. £5.00-£6.50.



## Midlands

### Audley

**Peak Pursuits**, Audley Climbing Centre, Nantwich Rd, Audley, Staffordshire, ST7 8DH. 01782 722226.

📞 [www.peakpursuits.co.uk](http://www.peakpursuits.co.uk)

Mon-Fri 1400-2130, School Hols 1000-2130, Sat/Sun/BH 1000-1800. Induction £10.00, entry £4.50.



**Portway Lifestyle Centre**, Newbury Lane, Oldbury, West Midlands, B69 1HE. 📞 [www.slt-leisure.co.uk](http://www.slt-leisure.co.uk)  
Telephone: 0300 0120121.

Brand new facility offering 26 routes from beginner to advanced. 10m height wall with bouldering also available. Facility offers hoist facilities and is able to cater for those with complex disability.



### Birmingham

**The Ackers**, Golden Hillock Rd, Smallheath, Birmingham, B11 2PY. 0121 7725111. 📞 [www.ackers-adventure.co.uk](http://www.ackers-adventure.co.uk)

2 free standing outdoor towers walls, floodlit when dark. Variety of angles etc. Disabled facilities.

Mon-Fri 0930-2130, Sat/Sun 0930-1730. £4.00.



**Creation Climbing Centre**, 582 Moseley Road, Birmingham, B12 9AA. 0121 4498000.

📞 [www.creationwall.co.uk](http://www.creationwall.co.uk)

96 Lines. 9000sqft of bouldering, abseil platform. £7.00.



**Redpoint Climbing Centre**, 77 Cecil St, Birmingham, B19 3SU. 0121 359 1777.

📞 [www.redpointclimbingcentre.co.uk](http://www.redpointclimbingcentre.co.uk)

info@redpointclimbingcentre.co.uk

Dedicated centre, 1000sqm+, 12.5m high, 75 lines TR & leading, on site RedBloc bouldering centre, 2 Abseil ledges. Mon-Fri 1000-2200, Sat/Sun 1000-1800. £7.00.



**Birmingham Bouldering Centre** Arch 30/31 Water Street, Birmingham, B3 1HL. 0121 236 0533.

📞 [www.birminghamboulderingcentre.com](http://www.birminghamboulderingcentre.com)

Large dedicated bouldering centre.

Mon-Fri 1000-2200, Sat-Sun 1000-1800. £5.00-£7.00.



### Coventry

**Bear Rock CC**, University of Warwick SC, Coventry, CV4 7AL. 02476 524880.

📞 [www2.warwick.ac.uk/services/sportscentre/bear\\_rock](http://www2.warwick.ac.uk/services/sportscentre/bear_rock)

Dedicated rooms in SC. Bouldering wall in squash court.

Up to 13.5m high lead/TR walls.

Mon-Fri 0730-2130, Sat 0900-1730, Sun 1000-1930. £6.10.



### Derby

**Alter Rock**, St. James Church, Malcolm Street, Derby, Derbyshire, DE23 8LU. 01332 367200.

📞 [www.alter-rock.co.uk](http://www.alter-rock.co.uk)

Dedicated centre, 600sqm climbing plus 100sqm bouldering. 54 lines, approx 140 routes, 50/50 lead and top rope. Adults: £8.00, Under 18s: £5.00.



**Derby Arboretum Boulder**, DE23 8FN.

📞 [www.derbyarboretum.co.uk](http://www.derbyarboretum.co.uk) Open access boulder.

### Evesham

**Evesham Leisure Centre**, Abbey Road, Evesham, Worcestershire, WR11 4ST. 01386 444212.

📞 [www.wychavonleisure.co.uk](http://www.wychavonleisure.co.uk)

15 ropes. Mon-Fri 0700-2200, Sat/Sun 0800-1800. £4.80.



## Leicester

**The Tower CC**, Leicester Leys LC, Beaumont Way, Beaumont Leys Leicester, LE4 1DS. 0116 2333074.

📞 [www.thetowerclimbingcentre.co.uk](http://www.thetowerclimbingcentre.co.uk)

3 dedicated rooms in SC. Bouldering on balcony, beginner area in squash court and 15m high lead/TR walls. 600sqm. Mon-Fri 1400-2130, Sat 1000-1700, Sun 1000-1600. £6.00.



## Loughborough

**The Climbing Station**, Empress Rd (Off Moor Lane), Loughborough, LE11 1RH. 01509 217 636  
info@theclimbingstation.com

📞 [www.theclimbingstation.com](http://www.theclimbingstation.com)

800sqm of bouldering, 10TRs and kids area.

Mon-Fri 1100-2200, Sat 1000-1800, Sun 1200-1800.



**Moat Community College**, Maidstone Rd, Leicester, LE2 0TU. 0116 2625705. 📞 [www.moat.leicester.sch.uk](http://www.moat.leicester.sch.uk)  
Mon-Thu 0900-2100, Sat 0900-1700. Phone for other details.



## Martley

**Sport Martley Climbing Wall**, Martley, Worcestershire, WR6 6QA. 01886 888999. 📞 [www.wychavonleisure.co.uk](http://www.wychavonleisure.co.uk)  
15 belays, 1 bouldering wall, 1 traverse wall.  
Mon-Fri 1600-2200, Sat-Sun 0900-1700. £4.80.



## Newcastle-under-Lyme

**Keele University**, The LC, Keele, Newcastle, ST5 5BG.  
01782 583368. 📞 [www.keelefm.co.uk/leisure.php](http://www.keelefm.co.uk/leisure.php)  
Moulded concrete bouldering wall on balcony.  
Mon-Fri 0900-2200, Sat/Sun 1000-1800. £2.50.



**Chesterton Community Centre**, Castle St, Chesterton, Newcastle-under-Lyme, ST5 7LP. 01782 563716.  
📞 [www.chestertonsportscentre.org.uk](http://www.chestertonsportscentre.org.uk)  
Bolt-on hold traversing wall. Mon-Fri 1700-2200,  
Sat-Sun 0900-1700. Check for availability.

## Newport

**Shropshire Climbing Centre, The Malthouse**, Springfield Industrial Estate, Newport, TF10 7EZ. 01952 814 566.

📞 [www.newportrock.com](http://www.newportrock.com)

Dedicated climbing centre, 350sqm of bouldering, Font style circuits, 10 roped lines. Mon-Fri 1400-2200, Sat/Sun 0930-1900.



## Northampton

**Danes Camp LC**, Clannell Rd, Northampton, NN4 0RX. 01604 837200. Traverse wall and old style wall (1987) in LC. Phone for times.



**Quinton House School**, Upton Hall Upton, Northampton, NN5 4UX. 01604 752050.  
nicki.sparrow@quintonhouseschool.co.uk. 75m high by 5m wide, 5 lines. Contact school for opening times and prices.

**The Pinnacle Climbing Centre**, Unit 1, Minton Business Centre, Main Road, Far Cotton, Northampton, NN4 8ES. 01604 875996. climbing@thepinnaclecentre.co.uk

📞 [www.thepinnaclecentre.co.uk](http://www.thepinnaclecentre.co.uk)

1200sqm, 50 lines, 12.5m lead/TR, bouldering, training area, multi-pitch and abseiling, dry tooling nights.  
Mon-Fri 1000-2200, Sat/Sun 0900-2000. £7.00.



**Benham Sports Arena**, King's Park Road, Moulton Park, Northampton. NN3 6LL. 01604 494100.  
murray@actioncentres.co.uk  
7m with 11 TR/Lead lines. Mon-Sun 0500-2200. £6.50.



## Rugby

**Ken Marriott SC**, Bruce Williams Way, Cromwell St, Rugby, CV22 5LJ. 01788 535851.

📞 [www.dcleisurecentres.co.uk/sites/kenmarriott/home](http://www.dcleisurecentres.co.uk/sites/kenmarriott/home)

1970s brick wall, very fingery. 8TR. 13m wide x 10m high.  
1900-2100 Tues (16yrs+). Mon 1600-1800,  
Tue 1600-1900, Thu 1600-1900.



## Rutland Water

**Rockblok**, Whitwell Leisure Park, Bull Brig Lane, Rutland Water, LE15 8BL. 01780 460060.

📞 [www.rockblok.co.uk](http://www.rockblok.co.uk) 8m high outdoor tower for lead/TR. 128sqm. Abseil facility. Mon/Wed/Fri/Sat/Sun 0900-1800, Tue/Thu 0900-2000. £5.00.



## Sharnbrook

**SUS-Climbing**, Sharnbrook Upper School, Odell Rd, Sharnbrook, Beds, MK44 1JL. 01234 782211.

📞 [www.sus-climbing.co.uk](http://www.sus-climbing.co.uk)

thorne@sharnbrook.beds.sch.uk  
6.5m wall with 9TR/lead climbs, abseil ledge, natural protection lead facility. Thurs 1800-2130, Sun 1100-1700. £4.00.



## Shepshed

**Hind Leys Community College**, Forest St, Shepshed, LE12 9DB. 01509 504511. [www.hind-leys.leics.sch.uk](http://www.hind-leys.leics.sch.uk)  
10m high wall. Contact centre for other details.

## Shrewsbury

**Shrewsbury Sports Village**, The Guildhall, Frankwell Quay, Shrewsbury, SY3 8HQ. 01743 281000.  
[general@shrewsbury.gov.uk](mailto:general@shrewsbury.gov.uk) £5.40.



## Solihull

**Solihull Sixth Form College**, Widney Manor Rd, Solihull, B91 3WR. 0121 7042581. [www.solihullsfc.ac.uk](http://www.solihullsfc.ac.uk)  
Basic wall on side of sports hall. Contact college for details.

## Stafford

**Balfour CW**, Sir Graham Balfour School, Stone Rd, Stafford, ST16 1NR. 01785 223490. Up to 6m high brick wall with bolts. Contact school for other details.

## Stoke-on-Trent

**Staffordshire University**, Sir Stanley Matthews SC, Leek Rd, Stoke-on-Trent. 01782 294124. [www.sumc.co.uk](http://www.sumc.co.uk)  
Contact Club for open times. Free, but requires membership of the mountaineering club. Open to non-students. Small top-rope wall, 60sqm with 6 lines.



**Stoke-on-Trent Boulder**, Central Forest Park, Chell Street, Hanley, Stoke-on-Trent, ST1 6BD. Open access boulder.

**Awesome Walls Stoke**, Sefton Road, Longton, Stoke-on-Trent. ST3 5LW. 01782 341 919.  
[stoke@awesomewalls.co.uk](mailto:stoke@awesomewalls.co.uk)  
900sqm of bouldering over 2 floors. Slabs, vertical walls, traverses and massive overhanging roof.  
Meeting/Party room, Cafe, Wi-fi, Shower, Car park  
Mon - Fri 1000-2200, Sat-Sun 1000-2000.  
Adult member £7.00 Membership FREE



**Peak Pursuits**, Audley Climbing Centre, Nantwich Rd, Audley, Stoke on Trent, Staffs, ST7 8DH. 01782720546  
[www.peakpursuits.co.uk](http://www.peakpursuits.co.uk)

50TR/Lead lines up to 8m, traversing and bouldering.  
Mon-Fri 1400-2130, School Hol 1000-2130.  
Sat/Sun/Bank Hol 1000-1800. £4.50.



**Kilnworx Climbing Centre**, Wycliffe Hall, Wycliffe Street, Burslem, Stoke-on-Trent, Staffordshire, ST63ET. 0845 2242208. [climb@kilnworx.co.uk](mailto:climb@kilnworx.co.uk)

[www.kilnworx.co.uk](http://www.kilnworx.co.uk) Dedicated centre with lead & TR, central monolith up to 13m 33 lines.  
Mon-Fri 1000-2200, Sat-Sun 1000-2000. £5-8.00.



## Stourbridge

**Crystal LC**, Bell St, Stourbridge, DY8 1AE. 01384 812910.  
[www.dudley.gov.uk](http://www.dudley.gov.uk)

Bouldering room with a variety of angled walls.  
Mon-Sun 0900-2200. £3.10 for 2 hours. Juniors £2.20.



## Walsall

**Bentley Climbing Tower**, Bentley Leisure Pavilion, Bentley Rd North, Walsall, WS2 0EA. 01922 616165.  
Up to 9m high outdoor block floodlit tower.  
Mon-Fri 1800-2100, Sat/Sun 1600-1800. £2.00.

## Warwick

**St Nicholas Park LC**, Banbury Rd, Warwick. 01926 402352.  
Up to 7m high wall. Managed by Warwick Climbing Club.  
Mon-Sat 0700-2100 if booked or public access  
Mon/Wed 1900-2130. £2.40.



## West Bromwich

**Boulder Central**, Richmond Street South, West Bromwich, B70 0DG. 0121 448 3736. [www.bouldercentral.co.uk](http://www.bouldercentral.co.uk) info@bouldercentral.co.uk 800sqm of bouldering, top out boulder, 7 top rope lines, training facilities, fitness studio.  
Mon-Fri 1200-2200, Sat 1000-2000, Sun 1300-2000. £5.00-£7.00.



## Wolverhampton

**Wolf Mountain CC**, Paget Road, Wolverhampton, WV6 0DU. 01902 711186. [www.wolfmountain.co.uk](http://www.wolfmountain.co.uk)  
Dedicated centre with over 750sqm of climbing, up to 12m high lead/TR walls with 50+ lines and extensive bouldering area. Wolf Mountain also offers indoor caving and archery.  
Mon-Thurs 1000-2200, Fri 1000-2100, Sat/Sun 1000-1800.



## Peak District

### Buxton

**White Hall Centre**, Long Hill, Buxton, Derbyshire, SK17 6SX. 01298 23260. [www.derbyshire.gov.uk/education/activity\\_centres/white\\_hall\\_centre/default](http://www.derbyshire.gov.uk/education/activity_centres/white_hall_centre/default)  
Freeform overhanging bouldering wall and 4m central tower bottom roping wall. Available for group bookings, phone for details. Sun 1730-2130. £4.00.



## DIRECTORY

### Chesterfield

**The Healthy Living Centre**, Barlow Rd, Staveley, Chesterfield, S43 3XR. 01246 345666.

📍 [www.chesterfield.gov.uk/healthylivingcentre](http://www.chesterfield.gov.uk/healthylivingcentre)

17 routes at 10.5m. 4 Auto belays. Small bouldering room. Mon-Fri 0630-2200, Sat 0800-1800, Sun 0900-2000. £4.50.



### Glossop

**Glossop LC**, High St East, Glossop, SK13 8PN. 01457 863223.

[www.glossop.com/virtual\\_glossop/sports/glc](http://www.glossop.com/virtual_glossop/sports/glc)

Moulded concrete bouldering wall on balcony.

Mon-Fri 0900-2230, Sat 0900-2000, Sun 1000-2100. £2.20.



### Grantham

**Grantham Meres LC**, Trent Rd, Grantham, NG31 7XQ.

01476 581930. 📍 [www.leisureconnection.co.uk](http://www.leisureconnection.co.uk)

Come and try sessions - instructor led. 16 lines on two walls, with bouldering on each wall. Mon-Sun 0900-2100. £5.50.



### Lincoln

**The Showroom Climbing Centre**, Tritton Road, Lincoln LN6 7QY. 01522 508376.

📍 [www.theshowroom.org.uk](http://www.theshowroom.org.uk) 8m, 380sqm dedicated centre, TR/Lead climbing with in-situ bolts. £2.00 membership fee.



**The Ascent Climbing Wall**, North Kesteven Centre, Moor Lane, Lincoln, LN5 9AX. 01522 883311. 📍 [www.nkoutreach.co.uk](http://www.nkoutreach.co.uk)

13 lines, 2 overhangs, 1 step challenge, 26 routes & room traverse. Mon-Fri: 7am till 9pm. Instructed session times: Mon 1630-1830, Tue 1800-2000, Wed 1630-1830 & 1830-2030, Thu 1800-2000, Fri 1730-1930 & 1930-2100



### Longnor

**Upper Limits**, Longnor, Staffs, SK17 0NZ.

01298 83149/83857. 📍 [www.leek.ac.uk/upper-limits](http://www.leek.ac.uk/upper-limits)

Small bouldering wall. 100sqm.

Daily 1000-1600, Mon/Wed/Fri 1800-2130.



### Louth

**Cordeaux High School**, North Holme Rd, Louth, LN11 0GH.

01507 606555. 📍 <http://atschool.educweb.co.uk/cordeaux> Block with rock insert tall wall. No formal public access but individuals are advised to ring to make arrangement for use.

## Peak District

### Nottingham

**Nottingham CC**, The Old Pool, Rawson St, New Basford, Nottingham, NG7 7FR. 0115 9988233.

📍 [www.nottingham-climbing.co.uk](http://www.nottingham-climbing.co.uk)

Dedicated centre. Up to 10m high lead/TR walls with extensive bouldering. 600sqm. Mon-Fri 1000-2200, Sat/Sun 1000-1900, BH 1000-1800. £4.50-6.50.



NICAS

**Beeston Youth Centre**, West End, Beeston, Nottingham, NG9 1GL. 0115 9254575. [ian.hayes@nottsc.gov.uk](mailto:ian.hayes@nottsc.gov.uk) About 60sqm of bouldering wall. Contact centre for availability. £2.00.



**Meadows Youth & Community Centre**, Wilford Cres East, The Meadows, Nottingham, NG2 2EA. 0115 9861248. Traverse wall on inside of sports hall. 15m long. No formal access to public but may be worth a call.

**The Depot Climbing Centre Nottingham**, 4 King Edward Street, Nottingham, NG1 1EU. 0113 3459295

[info@theclimbingdepot.com](mailto:info@theclimbingdepot.com) 📍 [www.theclimbingdepot.com](http://www.theclimbingdepot.com)

Dedicated bouldering centre with over 1000sqm of bouldering. 250+ problems. 30m long competition wall, training area with campus boards, 30 degree and 45 degree boards and huge circuit board.

Mon-Fri 1100-2200, Sat/Sun 1000-2000, BH 1000-2000.



### Rotherham

**High Sports Rotherham**, Rotherham Leisure Complex, St. Ann's Road, Rotherham. 0845 363 1177.

📍 [www.high-sports.co.uk](http://www.high-sports.co.uk) Dedicated centre with extensive 14.5m lead, TR climbing plus new Tru-Blue auto belay. Mon-Fri 1300-2100, Sat/Sun 1000-1830. £6.15.



### Sheffield

**Awesome Walls Climbing Centre Sheffield**, Garter Street, Sheffield, S4 7QX. 📍 [www.awesomewalls.co.uk](http://www.awesomewalls.co.uk) [sheffield@awesomewalls.co.uk](mailto:sheffield@awesomewalls.co.uk)

The first BMC designated National Performance Centre. 2,200sqm climbing surface, 104 lines. 23m length competition wall (overhanging by 12m!), 3 extensive bouldering areas, kids climbing zone, auto belays, climbing shop, 70+ car parking spaces, cafe, shower, wi-fi, party area. Mon-Fri 1000-2200, Sat-Sun 1000-2000. Adult member £8.00, membership FREE.



**The Edge CC**, John St, Bramall Lane, Sheffield, S2 4QU.

0114 2758899. [www.sheffieldclimbing.com](http://www.sheffieldclimbing.com)

Dedicated climbing centre providing up to 15m high walls, over 50 route positions, huge variety of surfaces and angles. Articulating walls providing slabs and overhangs, dedicated bouldering area.

Mon-Fri 1000-2230, Sat & Sun 1000-2000. £5.00-£5.80.



**The Foundry**, Unit 2, 45 Mowbray St, Sheffield, S3 8EN.

0114 2796331. [www.foundryclimbing.com](http://www.foundryclimbing.com)

wall@foundryclimbing.com 10,000sqft of climbing surface: 25TR, 23 Lead Lines, bouldering walls.

Winter: Mon-Fri 1000-2200, Sat/Sun 1000-2000

Summer: Mon-Fri 1000-2200, Sat/Sun 1000-1800 £6.80.



**The Climbing Works**, Unit B, Centenary Business Park, Little London Road, Sheffield S8 0UJ. 0114 2509990.

[www.climbingworks.com](http://www.climbingworks.com) info@climbingworks.com

1,000sqm of bouldering, font style circuits with 30-40 problems within grade range, competition wall, training board.

30 degree overhanging fixed hold board. Campus board.

Mon-Fri 1200-2200, Sat/Sun 1000-2000. £6.50.



**Matrix Bouldering Wall**, Goodwin SC, Northumberland Rd, Sheffield, S10 2TY. 0114 2226999.

[www.sport-sheffield.com/Get-Involved/By-sport/Bouldering](http://www.sport-sheffield.com/Get-Involved/By-sport/Bouldering)

Dedicated bouldering wall, featured walls including unusual ball feature, woodie and campus board. Around 80 problems re-set regularly.

Mon-Fri 0730-2200, Sat/Sun 0900-1700. From £3.00



**Open Access Boulders**. Sheffield has loads of these, including: Heeley Millenium Park Boulders, S2.

[www.heeleypark.org](http://www.heeleypark.org)

Ponderosa Boulder, off Crookes Valley Road, S3; St. Mary's Church Boulder, St. Mary's Gate/Bramall Lane, S2; Montague St. Boulder (aka the Vine Boulder), off Cemetery Road, S11.

## Stamford

**Tallington Lakes Climbing**, Tallington Lakes Leisure Park, Barholm Road, Tallington, Stamford, Lincolnshire, PE9 4RJ.

01778 34 7000. [www.tallingtonlakesproshop.com](http://www.tallingtonlakesproshop.com)

15m climbing tower with TR and lead, including beginners slab and 30 degree overhang, plus 2 half-height 7m lines.

Mon-Sun 1000-1900.



## Wirksworth

**The Face CW**, Wirksworth LC, Hannage Way, Wirksworth,

DE4 4JG. 01629 824717. [www.derbyshiredales.gov.uk](http://www.derbyshiredales.gov.uk)

wirksleisurecentre@derbyshiredales.gov.uk. Up to 10m high lead/TR walls. 180sqm. Separate bouldering area.

Mon-Thurs 0800-2230, Fri 0800-2200, Sat 0900-1730, Sun 0900-1700. £5.90.



## North West

### Blackburn

**BoulderUK**, 10a Heaton St, Blackburn, BB2 2BF.

01254 693056. [www.boulderuk.info](http://www.boulderuk.info)

Dedicated bouldering facility in 2 rooms. 250sqm plywood walls. Very regular problem changing.

Mon-Fri 1200-2200, Sat/Sun/BH 1000-2000. £5.50.



### Blackpool

**Blackpool SC**, West Park Drive, Blackpool, FY3 9HQ. 01253

478474. [www.sportblackpool.co.uk](http://www.sportblackpool.co.uk)

Brand new freeform and wood wall and bouldering. More info on website. Mon-Sun 0930-2230.



**Blackpool Climbing Towers**, Base Camp, Central Corridor,

Unit 1, George Bancroft Park, Off Stansfield Street,

Blackpool, FY1 6JB. [www.sportblackpool.co.uk](http://www.sportblackpool.co.uk)

6 outdoor concrete monoliths up to 20m high lead walls.

Additional bouldering. Mon- Fri 1800-2100, Sat/Sun 1030-1630.



### Bolton

**Bolton One**, the University of Bolton, Moor Lane, Bolton,

BL3 5BN, 01204 490 3172. [www.bolton.ac.uk/Sport](http://www.bolton.ac.uk/Sport)

17m wall with 9TR lines with leading to be made available soon. Mon-Fri 0900-2200, Sat 1000-1700,

Sun 1000-2000. £5.00.



### Burnley

**Barden Community Association**, Barden High School, Heald Rd, off Barden Lane, Burnley, BB10 1JB.

01282 831394. Bouldering wall.

Mon/Tue 0915-2200, Wed 0915-1700 & 1900-2200, Thurs/

Fri 0915-2200, Sat 1300-2030, Sun 0915-2030. IMPORTANT

- being based in a school there are some times when curriculum lessons take place.



# AWESOME WALLS

**SHEFFIELD**

A NATIONAL PERFORMANCE CENTRE



- 104 LINES (POSSIBLE 312+ ROUTES)
- 3 BOULDERING AREAS
- LEAD WALLS 14M- 15.5M IN HEIGHT
- MAJOR 23M COMPETITION WALL OVERHANGING BY 12M
- DEDICATED CHILDREN'S CLIMBING ZONE
- AUTO BELAY CLIMBING AREA
- ON SITE PARKING FOR 70+ CARS
- FREE MEMBERSHIP

LIVERPOOL, STOCKPORT, STOKE, SHEFFIELD AND DUBLIN- A FAMILY OF CLIMBING WALLS.

[WWW.AWESOMEWALLS.CO.UK](http://WWW.AWESOMEWALLS.CO.UK)

**0114 244 6622**

**GARTER STREET  
SHEFFIELD S4 7QX**





## Clitheroe

**Roefield LC**, Edisford Rd, Clitheroe, BB7 3LA.

01200 442188. [www.roefield.co.uk](http://www.roefield.co.uk)

Up to 9m high lead/TR wall with bouldering.

Mon-Fri 0700-2200, Sat 0900-1730, Sun 0900-2100. £3.20.



## Crewe

**South Cheshire College**, Danebank Ave, Crewe, CW2 8AB.

01270 654654. [www.s-cheshire.ac.uk](http://www.s-cheshire.ac.uk)

graham.chafer@scc.ac.uk

Scale the heights at South Cheshire College's fantastic new Climbing Centre. Develop your climbing skills or learn from scratch, instruction/Supervision provided for beginners and novices, ideal for birthday parties and team building sessions. Thu 1800-2130, Fri 1800-2130, Sat 0930-1800, Sun 0930-1700. Adult £6.00, Junior £3.50.

## Liverpool

**Rydal Bankhall Youth Centre**, 384 Stanley Rd, Kirkdale, Liverpool, L20 2AG. 0151 9224220. 48sqm moulded concrete bouldering wall. Contact centre for details.

**Awesome Walls Climbing Centre Liverpool**, St Albans Church, Athol St off Great Howard St, Liverpool, L5 9TN.

0151 2982422. [www.awesomewalls.co.uk](http://www.awesomewalls.co.uk)

liverpool@awesomewalls.co.uk

1,800sqm climbing surface, 13.5m high lead/TR walls,

73 lines, 7 separate bouldering areas, Dry tooling area,

Meeting/Party room, Cafe, Wi-fi, Shower, Car park.

Mon-Fri 1000-2200, Sat/Sun 1000-2000. Adult member £8.00 Membership FREE



**Liverpool University SC**, Bedford St North, Liverpool, L7 7BD. 0151 7943307.

**The Climbing Hangar Liverpool**, 6 Birchall Street, Liverpool, L20 8PD, off Sandhills Lane. 0151 345 0587.

[www.theclimbinghangar.com](http://www.theclimbinghangar.com)

2 large bouldering arenas, traversing area, 8TR lines.

Mon-Fri 1000-2200, Sat/Sun 1000-2200. £7.00.



**Chill Factor Climbing Wall**, Trafford Way, Trafford Quays Leisure Village, Manchester, M41 7JA. 0161 749 2222.

[www.chillfactor.com/climb](http://www.chillfactor.com/climb)

Standing at 12m high with a climbing height of 10m. 10 climbing lines with 17 routes. Our climbing wall offers people of all abilities an exciting experience. Climbing packages for anyone 5 years and over, suitable for new and experienced climbers. We also have a Kids Climbing Academy. Mon-Fri 1400-2000, Sat/Sun 1030-1900. Prices from £7.00.

## Manchester

**Manchester CC**, St Benedicts Church, Bennett Street, Manchester, M12 5ND. 0161 230 7006.

[www.manchestercimbingcentre.com](http://www.manchestercimbingcentre.com)

Up to 20m high lead/TR walls, Over 70 lines, 2 bouldering areas, training rooms. Mon-Fri 1000-2200, Sat/Sun 1000-1800.



**Rock Over Climbing**, 45 Julia Street, Manchester M3 1LN.

0161 288 1218. [www.rockoverclimbing.co.uk](http://www.rockoverclimbing.co.uk)

Dedicated bouldering centre, Mon-Fri 1200 - 2200, Sat/Sun 1000 - 2000. £6.70.



**Vertical Chill Ice Wall**, 130 Deansgate, Manchester, M3 2QS.

0161 837 6140. [www.vertical-chill.com](http://www.vertical-chill.com)

vertical.chillmanchester@ellis-brigham.com

Ice climbing wall running through the shop's 2 floors.

8m high. Learn to ice climb £50.00. Tues 1230-1730, Wed & Fri 1030-1730, Thurs 1030-1830, Sat 1000-1700, Sun 1200-1600.



**Victorian Park boulder**, Stretford Manchester.

## Oldham

**Oldham SC**, Lord St, Oldham, OL1 3HA. 0161 621 3220.

[www.oldham.gov.uk/community/sport\\_and\\_leisure](http://www.oldham.gov.uk/community/sport_and_leisure)

15ft high bouldering wall in separate room.

Mon-Thu 0900-2200, Fri/Sat 0900-2100, Sun 0900-1700. £3.00.



## Preston

**West View Climbing & LC**, West View, Ribbleson, Preston, PR1 5EP. 01772 796788. Overhanging lead walls, extensive bouldering, beginner/disability slab, 30TR.

Mon-Fri 0900-2200, Sat/Sun 0900-2100. £6.00.



## Rochdale

**New Dimension**, Balderstone Community School, Queen Victoria St, Rochdale, OL11 2HJ. 01706 751500.

Curved resin bouldering wall and 8m lead/TR wall. 200sqm. Mon-Fri 1800-2200, Sat 0900-1500. £3.50.



**Climb Rochdale**, Apollo House, 11-31 School Lane, Rochdale, OL16 1QP. 01706 524450.

[www.climbrochdale.com](http://www.climbrochdale.com), Dedicated centre. Lead/top roping with 40+ routes, 500sqm bouldering plus beginners area. Mon-Fri 1000-2200, Sat/Sun 1000-1800, Sat/Sun 1000-1800. Adult £6.00, Concession £5.50, Under 16 £5.00.



# Visit the UK's Premier Climbing Centres

**And get 10% off**  
any of our instructed  
courses & coaching\*

- **Climbing and bouldering for all abilities**
- **Courses for all levels**
- **Regular, professional route setting**
- **Variety of weekly clubs**
- **On-site climbing shops**
- **On-site cafes**
- **Free parking**



**Discover more at**  
**climbingcentres.co.uk**

\*Please quote **Climbing Wall Directory**  
when booking



**0161 230 7006**

St Benedicts Church, Bennett St,  
Manchester M12 5ND



@MancClimbCentre



ManchesterClimbingCentre



**01423 815024**

Hornbeam Park Avenue,  
Hornbeam Park, Harrogate HG2 8QT



@HarrogateClimb



HarrogateClimbingCentre



**0118 975 6298**

Unit 33 Robert Cort Industrial Estate, Britten  
Road, Reading, Berkshire RG2 0AU



@ReadingClimb



ReadingClimbingCentre

## Runcorn

**Castlefields Boulder**, Phoenix Park, Runcorn WA7 2NY.  
Open access boulder.

## Salford

**Salford University LC**, University Rd, Salford, M5 4WT.  
0161 7376206. Dedicated room 300sqm wall surfaces.  
Bouldering and lead/TR up to 8.2m.  
Mon-Fri 1000-2200, Sat 1000-1700, Sun 1000-1600. £4.00.



**Broughton Recreation Centre**, Camp St, Salford, M7 9ZT.  
0161 792 2375 / 2847. Heavily featured moulded concrete  
bouldering wall and free standing boulder. Mon/Wed/Fri  
1000-1700, Tue/Thu 1000-2200. Phone for weekend opening  
hours. The future of the centre is uncertain, so might be  
worth phoning before visiting to confirm wall is open.



## Southport

**Southport YMCA**, 81 Hoghton St, Southport, PR9 0PR.  
01704 538317. 10m high bouldering & TR wall in converted  
squash court. Mon-Fri 0800-2200, Sat/Sun 0900-19.00. £3.70.



## Stockport

**Rope Race Climbing Centre**, Goyt Mill, Upper Hibbert Lane,  
Marple, Stockport, SK6 7HX. 0161 426 0226.

• [www.roperace.co.uk](http://www.roperace.co.uk)  
Dedicated climbing centre – 1,100sqm of climbing, 20m  
featured pod wall - ENP placements for lead climbing,  
18m overhanging lead/TR. 600sqm of bouldering -  
training cellar and Lounge. Mon-Thurs 1000-2200,  
Fri 1000-2100, Sat & Sun 1000-1800.



## Awesome Walls Climbing Centre Stockport.

The Engine House, Pear Mill, Stockport Rd West, Lower  
Bredbury, Stockport, SK6 2BP. Tel/fax: 0161 494 9949  
• [www.awesomewalls.co.uk](http://www.awesomewalls.co.uk) stockport@awesomewalls.co.uk  
2,000sqm climbing surface, 13.5m high lead/TR walls,  
23m tall wall area. Free standing fin. 78 lines, 7 separate  
bouldering areas, Dry tooling pole, Meeting/Party room,  
Cafe, Wi-fi, Shower, Car park. Mon-Fri 1000-2200, Sat/Sun  
1000-2000. Adult member £8.00, membership FREE.



## Warrington

**Great Sankey CW**, Barrowhall Lane, Great Sankey,  
Warrington, WA5 3AA. 01925 813736.  
160ft traversing wall with 60ft multi-route roof and practice  
placements for friends, nuts etc.  
Mon-Fri/Sun 0800-2200, Sat 0900-2000. £2.70.



**The North West Face**, St Ann's Church, Winwick Rd,  
Warrington, WA2 7NE. 01925 650022.

• [www.northwestface.com](http://www.northwestface.com) Dedicated centre. Various lead/  
TR walls with over 50 lines. Separate bouldering. Mon-Fri  
1000-2200, Sat-Sun 1000-1800. £6.00.



## Widnes

**The Widnes Boulder**, Victoria Park, Widnes, WA8 6PX.  
Open access boulder.

## Yorkshire

### Brighouse

**ROKT Climbing Gym**, Sugden's Old Flour Mill, Mill Royd  
Street, Brighouse, West Yorkshire, HD6 1EY. 01422 893 710.  
info@rokt.co.uk • [www.rokt.co.uk](http://www.rokt.co.uk)

TR 18m (90 lines), Lead 20m (15 lines), Beginners Slab  
20m (6 lines), Circuit bouldering, boulder field & traverse  
bouldering, roofed chamber bouldering, cave with roof and  
competition bouldering room.  
Mon-Fri 1000-2200, Sat-Sun 1000-2000.



### Bingley

**The Climbing Barn Ryshworth Works**, Ryshworth Bridge,  
Keighley Road, Crossflatts, West Yorkshire BD16 2ER.  
01274 512990. • [www.theclimbingbarn.co.uk](http://www.theclimbingbarn.co.uk)  
info@theclimbingbarn.co.uk Climbing up to 8 metres,  
500sqm of bouldering, abseil ledge.  
Mon-Fri 1000-2145, Sat/Sun 1000-1745.



### Castleford

**Ellis Brigham Climbing Wall and Skyride Xscape Building**  
Colorado Way, Glasshoughton, Castleford, WF10 4TA  
01977 555124. • [www.vertical-chill.com](http://www.vertical-chill.com)  
A 15m tower with 30+ lines on top rope and auto belays.  
Instructor lead session from £8.00 per session. Open  
Climbing (over 18s only) from £6.00 per day.  
Skyride aerial assault course 15m above the foyer £8.00.



### Cleethorpes

**The Lindsey School**, Grainsby Ave, Cleethorpes, DN35 9NX.  
01472 500123. • [www.lindseyclimbingclub.co.uk](http://www.lindseyclimbingclub.co.uk)  
7m high wall at end of gym, 2 overhangs, 5 routes,  
bouldering.  
Thu 1930-2130 only. £1.50.





## Harrogate

**Harrogate Climbing Centre**, Valley House, Hornbeam Park Avenue, Hornbeam Park, Harrogate HG2 8QT.  
01423 815024. [www.harrogateclimbingcentre.com](http://www.harrogateclimbingcentre.com)  
65 TR/lead lines, up to 13m high. Dedicated bouldering area. Training facilities.  
Mon-Fri 1000-2200, Sat 1000-2000, Sun 1000-1800.



## Huddersfield

**Huddersfield SC**, Southgate, Huddersfield, HD1 1TW.  
01484 223630. [www.kirkleesactive.co.uk](http://www.kirkleesactive.co.uk)  
Dedicated room. Up to 10m lead/TR walls, 20 top ropes, with additional bouldering. 300sqm.  
Mon-Fri 0730-2200, Sat 0900-2030, Sun 0815-2100. £4.80.



## Hull

**Rock City**, Hull CC, Hawthorn Ave, Hull, HU3 5JX.  
01482 223030. [www.rockcity.co.uk](http://www.rockcity.co.uk)  
Dedicated centre with up to 16m high lead/TR walls. Two separate bouldering areas. Sun-Fri 1000-2200, Sat 1000-2000. £7.00.



## Ingleton

**Inglesport CW**, The Square, Ingleton 3EB. 01524 241146.  
[www.inglesport.co.uk/wall](http://www.inglesport.co.uk/wall) Dedicated centre. 2 lead towers, up to 13m high. 2 separate bouldering areas.  
Mon-Thu 0900-2200, Fri 0900-1730, Sat/Sun 0900-1630. £5.00.



## Leeds

**Aireborough LC**, The Green, Guiseley, Leeds, LS20 9BT.  
01943 877131. [LSPaireborough.sport@leeds.gov.uk](mailto:LSPaireborough.sport@leeds.gov.uk)  
9 lines for lead/TR but primarily a bouldering wall.  
Mon-Sun 0830-2200. £3.40.



**Carnegie Annex, Headingley Campus**, Leeds Metropolitan University, Church Wood Ave, Leeds, LS6 3QS.  
0113 2833160. Bouldering wall. Mon-Fri 0900-2200, Sat 0900-1900, Sun 0900-2100. £3.00.



**CityBloc**, Airedale Industrial Estate, Kitson Road, Leeds, LS10 1NT. 0113 3912652. [info@citybloc.co.uk](mailto:info@citybloc.co.uk)  
[www.citybloc.co.uk](http://www.citybloc.co.uk)

Dedicated bouldering centre with 150 problems set each month. Mon-Fri 1200-2200 Sat/Sun 1000-2000.



**The Leeds Wall**, 100a Gelderd Rd, Wortley, Leeds, LS12 6BY.  
0113 2341554. [www.theleeds wall.co.uk](http://www.theleeds wall.co.uk)  
Dedicated climbing centre with 65 lead/TR lines. Separate bouldering, training facilities, abseil and dry tooling areas.  
Mon-Fri 1000-2200, Sat/Sun 1000-2000 (1800 summer).



**The Depot Climbing Centre**, 173 Richardshaw Lane, Stanningley, Pudsey, Leeds, LS28. 0113 345 9295.

[www.theclimbingdepot.com](http://www.theclimbingdepot.com)

Dedicated bouldering centre with over 1000sqm - 250+ problems. Weekly resets. Training board, conditioning room, campus board, Olympic rings.  
Mon-Fri 1200-2200, Sat/Sun 1000-2000.



## Scunthorpe

**West Common Youth Sports Hall**, West Common Lane, Scunthorpe, DN17 1DS. 01724 865407. [WestCommonyc@northlincs.gov.uk](mailto:WestCommonyc@northlincs.gov.uk) Lead/TR wall. Phone for times.

## York

**Energise**, Cornlands Road, York, YO24 3DX. 01904 552424.

[www.energiseyork.com](http://www.energiseyork.com) [energise@york.gov.uk](mailto:energise@york.gov.uk)  
Mon/Tue/Thur/Fri 0700-2200, Wed 1200-2200, Sat 0800-1800, Sun 0800-2100.



**The Red Goat Climbing Company**, 6, Redeness Street, York, YO31 7UU. 01904 731548. [www.redgoatclimbing.co.uk](http://www.redgoatclimbing.co.uk)  
[www.facebook.com/theredgoatclimbingwall](http://www.facebook.com/theredgoatclimbingwall)  
6,000sqft of bouldering. Mon-Fri 1100-2200, Sat/Sun 1000-2000.



## Lake District

### Ambleside

**University of Cumbria Climbing Wall**, The Sports Centre, University of Cumbria, Rydal Road, Ambleside, Cumbria, LA23 2BQ. 015394 30210.

[Ambleside.Sportshall@cumbria.ac.uk](mailto:Ambleside.Sportshall@cumbria.ac.uk)

[www.cumbria.ac.uk](http://www.cumbria.ac.uk). Moulded concrete bouldering wall in dedicated room. Mon-Thu 1200-2130, Fri 1200-2000, Sat 1200-1730. Term time only. £3.00.



**Ambleside Climbing Wall**, 101 Lake Road, Ambleside, LA22 0DB. 015394 33794.

[www.adventurepeaks.com](http://www.adventurepeaks.com)

10.5m Lead/TR wall with 16 lines, separate bouldering room 45+ routes. Mon-Sun 1000-2130.



## Barrow-in-Furness

**The Park LC**, Greengate St, Barrow-in-Furness, LA13 9DT.  
01229 871146. [www.barrowbc.gov.uk/Default](http://www.barrowbc.gov.uk/Default)  
Up to 9m high lead wall & curved resin bouldering wall.  
60sqm. Mon-Fri 0900-2100, Sat/Sun 0900-1800. £2.00.



## Carlisle

**The Sands Centre**, Carlisle, CA1 1JQ. 01228 625222.  
[www.thesandscentre.co.uk/sportsandrecreation](http://www.thesandscentre.co.uk/sportsandrecreation)  
7m high lead/TR curved resin walls. Concrete bouldering  
cave. 154sqm. Mon-Sun 0930-2130. £3.00.



**St Aidans County High School**, Lismore Place, Carlisle,  
CA1 1LY. 01228 607587. [www.st-aidans.cumbria.sch.uk](http://www.st-aidans.cumbria.sch.uk)  
180sqm curved resin wall up to 7.5m high.  
Mon-Fri 1700-2200, Sat/Sun 0930-1730. £3.50.



## Cockermouth

**Cockermouth SC**, Castle Gate Drive, Cockermouth,  
CA13 9JR. 01900 823596. "Best suited ...to boulderers."  
Mon-Fri 0800-2200. Sat/Sun/BH 0900-1700. £2.05.

## Egremont

**Wyndham SC**, Wyndham School, Main St, Egremont,  
CA22 2XZ. 01946 821038. Up to 7.5m high lead/TR walls.  
Bouldering wall & beginners' slab. 322sqm. Mon-Fri 1000-  
2200, Sat 0930-1630, Sun 1000-1300. £3.00.



## Kendal

**The Lakeland Climbing Centre**, Unit 27, Lake District  
Business Park, Kendal, LA9 6NH. Tel: 01539 721766.  
[www.kendalwall.co.uk](http://www.kendalwall.co.uk) info@kendalwall.co.uk  
The Lake District's largest award winning climbing centre  
boasting a 25m main wall. Over 200 routes and 250  
bouldering problems. Superb bouldering rooms, beginners  
and family rooms, training room, 25m abseil and conference  
facilities. New for 2014 Via Ferrata.  
(Sept - Apr) Mon to Fri 1000 - 2200. Sat/Sun/BH 1000 - 1900  
(May - Aug) Mon to Fri 1000 - 2200 Sat/Sun/BH 1000 - 1700.



## Keswick

**Keswick CW**, Goosewell Farm, Keswick. CA12 4RN.  
017687 72000. [www.keswickclimbingwall.co.uk](http://www.keswickclimbingwall.co.uk)  
info@keswickclimbingwall.co.uk. Dedicated centre, 7m high,  
23 lead lines, 35TR, with 110sqm bouldering area.  
Tue-Thu 0900-2100, Fri-Mon 0900-1700. Members £5.00.



**Calvert Trust**, Little Crosssthaite, Underskiddaw, Keswick,  
CA12 4QD. 017687 72255.

[www.calvert-trust.org.uk/keswick](http://www.calvert-trust.org.uk/keswick)

Must be pre-booked but included as it is one of the very few  
walls specifically designed for disabled use with moveable  
slab and abseil window.

## Penrith

**Eden Valley CW**, Eden Valley SC, Southend Rd, Penrith,  
CA11 8JH. 01768 863450. [www.evmc.co.uk](http://www.evmc.co.uk)  
SC wall in dedicated room. 8m lead walls and curved resin  
bouldering wall. Mon-Fri 1000-2130, Sat/Sun 1000-2100. £2.65.



**The Climbing Centre**, University of Cumbria, Newton Rigg,  
Penrith, Cumbria. CA11 0AH. 07982 200736.

[www.theclimbingcentre.co.uk](http://www.theclimbingcentre.co.uk)

mail@theclimbingcentre.co.uk  
60 lead/TR routes on 10m as well as bouldering wall and  
high ropes course. Mon-Fri 1800-2100. £3.00.



## North East

### Barnard Castle

**Teesdale Indoor Climbing Wall**, Teesdale Leisure Centre,  
Strathmore Road, Barnard Castle, County Durham, DL12  
8DS. 01833 696366. leisure-teesdale@durham.gov.uk  
[www.durham.gov.uk](http://www.durham.gov.uk) 400sqm, 75m, 34 fixed ropes, 8  
auto belays. Call centre for opening times and prices.



### Bishop Auckland

**Wolsingham Sports Hall**, Leazes Lane, Wolsingham, Bishop  
Auckland, County Durham, DL13 3DN. 0138 852 8808.

[www.wolsinghamssportshall.com](http://www.wolsinghamssportshall.com)

7m, 5 lines. Mon-Fri 1600-2100, Sat 1000-1700,  
Sun 1000-2100. £5.00.



### Cramlington

**Concordia LC**, Forum Way, Cramlington, NE23 6YB.

01670 717421. [www.bval.co.uk](http://www.bval.co.uk)

9m high lead wall, 12 lines, 150sqm. Mon-Fri 0900-2200,  
Sat/Sun 0900-2000. £3.20-£4.50.



### Darlington

**Dolphin Centre Climbing Wall**, Dolphin Leisure Centre,  
Horsemarket, Darlington, Co. Durham, DL1 5RP.

01325 388406. [www.darlington.gov.uk](http://www.darlington.gov.uk)

15m 'lead' climbing wall.

Mon-Fri 0800-2230, Sat/Sun 0900-2230. £3.80.



## DIRECTORY

### Dunston

**Whickham Thoms Centre**, Market Lane, Dunston, NE11 9NX. 0191 4335767.

Large outdoor open access boulder. Free to use. Also indoor bouldering room 6.5m high – call for availability.

### Durham

**Durham Climbing Centre**, Unit 2 St John's Road, Meadowfield Industrial Estate, Durham, County Durham. DH7 8TZ.

0191 3789555. [www.durhamclimbingcentre.co.uk](http://www.durhamclimbingcentre.co.uk)

info@durhamclimbingcentre.co.uk Dedicated bouldering centre. Over 600sqm over 2 rooms. Mon-Thurs 1000-2200, Fri/Sat 1000-2100, Sun 1000-2000. £6.50.



### Ferryhill

**Climb North East**, Unit 6 Dean And Chapter Industrial Estate, Ferryhill County Durham, DL17 8LH.

01740 650 287. [www.climbnortheast.co.uk](http://www.climbnortheast.co.uk)

info@climbnortheast.co.uk 8500sqft with 4 dedicated bouldering rooms and an area for TR/lead climbing. Circuit system with problems changed weekly.

### Guisborough

**Laurence Jackson SC**, Church Lane, Guisborough, TS14 7BA.

01287 635471. [www.grasp.me.uk](http://www.grasp.me.uk)

Squash court conversion.

Mon-Thu 1700-2200, Fri 1700-1900, Sun 0900-1400. £2.00.

### Hartlepool

**Summerhill Boulder Park**, Summerhill Visitors Centre, Summerhill Lane, Hartlepool, TS25 4LL.

01429 284584. [www.sunnysummerhill.com](http://www.sunnysummerhill.com)

summerhill@hartlepool.gov.uk

Britains only 'natural' boulder park. 8 outdoor open access boulders.



### Hebburn

**Clegwell Community Centre**, Mountbatten Ave, Hebburn.

0191 4897575. 23 rope lines plus fingerboards, campus boards. Mon 1900-2130, Tue 1700-1900 (Juniors only), 1900-2130, Thu 1900-2130 – but must phone first. £2.50.



### Jarrow

**Hedworthfield Comprehensive School**, Cornhill, Hedworth Estate, Jarrow, NE32 4QD. 0191 420 3322.

Old style end of sports hall wall. Evenings only. Phone first.

### Middlesbrough

**Teesside University CW**, Teesside University, Victoria Road, Middlesbrough, TS1 3AP. 01642 384591.

[www.tees.ac.uk/sport](http://www.tees.ac.uk/sport)

10 x 8m TR/lead lines with bouldering wall (50 sq.m) and finger board. Open evenings/weekends during term time. Prior booking essential as Induction only entry system, ring for details. £4.20.



## North East

**Rock Antics**, Unit K Warelands way, Longlands Rd,

Middlesbrough, TS4 2JY. [www.rockantics.co.uk](http://www.rockantics.co.uk)

info@rockantics.co.uk New dedicated bouldering centre - for more info. check website.



### Newcastle upon Tyne

**Berghaus Wall, Eldon Leisure**, Eldon square,

Newcastle upon Tyne, NE1 7XY. 0191 2771277.

**Eldon.Leisure@newcastle.gov.uk**

Dedicated bouldering wall on a balcony. With full fitted soft matted floor, 400sqm of climbing surface. The wall is real form resin with slabs to overhangs, free standing boulders. For information on courses call on the number above. Mon-Thru 0900-2100, Fri 0900-2000, Sat/Sun 0900-1800.



**Climb Newcastle**, Shipley Place, Byker,

Newcastle Upon Tyne, NE6 2DQ. 0191 276 2174.

[www.climbnewcastle.com](http://www.climbnewcastle.com) info@climbnewcastle.com.

Dedicated Bouldering Centre. Main bouldering room 6,000sqft. Font style circuits, training room and cellar cave. Mon-Fri 1200-2200, Sat/Sun 0900-2000.



**Newcastle Climbing Centre**, St Marks Church, 285 Shields Rd, Newcastle upon Tyne, NE6 2UQ. 0191 265 6060.

enquiries@newcastleclimbingcentre.co.uk.

[www.newcastleclimbingcentre.co.uk](http://www.newcastleclimbingcentre.co.uk)

Dedicated centre 1,200sqm, 15m TR/Lead walls and bouldering. Mon-Fri 1000-2200, Sat/Sun 1000-2000. £7.50.



**Sport Central**, Northumbria University, Off Northumberland Road, Newcastle Upon Tyne, NE1 8ST. 0191 227 4700.

[www.Nusportcentral.com](http://www.Nusportcentral.com)

18 lines x 12m - 54 + Lead/TR routes. Training slab, training board, abseil ledge, leader placed protection, and overhang. Mon/Fri 1000-1800, Tues/Wed/Thurs 1000-2200, Sat/Sun 1100-1900. £3.49.



### Newton Aycliffe

**Rock Antics**, Newton Aycliffe LC, Beveridge Arcade, Newton Aycliffe, DL5 4EH. 01325 320683.

[www.rockantics.co.uk](http://www.rockantics.co.uk)

Dedicated centre with 1,000sqm.

53 lines of lead/TR and 2 bouldering walls.

Mon-Fri 1000-2200, Sat 1000-1700, Sun 1000-1700. £7.50.





## South Shields

**Simonside Youth Centre**, St. Simon St, South Shields, NE34 9SD. 0191 4240118.

simonsideyic@southtyndeside.gov.uk

35 lines, 6-9m, TR & Lead. Wheelchair accessible slab and abseil. Mon/Thurs/Fri 1900-2130, Thurs 1730-1900 under 13. £3.50.



## Sunderland

**Sunderland Climbing Centre**, The King's Road, Southwick, Sunderland. SR5 2LR. 0191 5497777.

enquiries@sunderlandclimbingcentre.co.uk

www.sunderlandclimbingcentre.co.uk

Brand new state of the art climbing centre housing the largest dedicated bouldering wall in the North East together with an area of roped walls and dedicated kid's zone. The centre also has a cafe with free WiFi, specialist gear shop and mezzanine viewing area. Mon-Fri 1200-2200, Sat/Sun 1000-2000. £5.50-£8.00.

**Crowtree LC**, Crowtree Rd, Sunderland, SR1 3EL. 0191 553 2600. 10m high wall. Breeze block with inserts. Phone to check hours.

**Sunderland Wall**, Doxford Works, Pallion Quay, Sunderland, SR4 6TQ. 0191 5144234. www.sunderlandwall.co.uk  
23m high wall. Competition wall 8m overhanging with two 6m overhangs either side, 57 lines, 1,000sqm. 20m wide cellar board. Mon-Fri 1000-2200, Sat/Sun 1000-2000. £6.50.



## Wales

### Anglesey

**The Indy Climbing Wall**, Plas Llanfair, Llanfair PG, LL61 6NT.

01248 716 058. indyclimbingwall@hotmail.com

Anglesey's best kept secret! Fully refurbished as of August 2013. Now open to public, and only £5 entry! Two large bouldering areas, over 60 problems regularly reset. Over 50 independent bottom rope/ lead lines from slabs to steep overhangs. Dedicated campus boards and finger boards training area. Dedicated circuit board.

Mon-Fri 0900-2200, Sat/Sun/BH 1000-2200.



### Aberystwyth

**Box Rox**, University of Wales Aberystwyth SC, Aberystwyth, SY23 3AR. 01970 622280.

www.aber.ac.uk/sportscentre/boxrox/index

Squash court conversion, with 5m lead wall and bouldering. 147sqm. Mon-Fri 0900-2100, Sat/Sun 0900-1600.

Call to confirm availability.



## Bangor

**University of Wales Bangor**, Maes Glas, Friddoedd Rd, Bangor, LL57 2EH. 01248 382571.

www.maesglas.co.uk

Up to 8m high lead/TR walls with separate bouldering.

Mon-Fri 0900-2200, Sat/Sun 0900-1700. £1.85.



## Barmouth

**Barmouth LC**, The Promenade, Beach Rd, Barmouth, LL42 1NF. 01341 280111. Bouldering wall in main hall and separate beginners wall. Mon 1000-2130, Tue/Thu/Fri 1000-2000, Wed 1000-2100, Sat 1030-1330. £4.70.



**The Boardroom Climbing Ltd.**, Rectors Lane Ind. Est., Rectors Lane, Pentre, Queensferry, CH5 2DH. 01244 537476.

www.theboardroomclimbing.com

Dedicated centre, Opening Oct 2013 11m high 49 lines Lead/TR and 10m speed wall. Separate kid's area and party room. IFSC comp bouldering wall. 8m high Psicobloc above airbag. Mon-Fri 1000-2200, Sat/Sun 1000-2000, £700-£8.00.

## Brecon

**Brecon LC**, Penlan, Brecon, LD3 9SR. 01874 623677.

http://brecon-leisurecentre.powys.gov.uk

Up to 8m high lead/TR/bouldering wall.

Mon-Fri 1000-2200, Sat/Sun 1000-2130.



**Llangorse Multi Activity Centre**, The Gilfach, Llangorse,

Brecon, LD3 7UH. 0333 600 20 20. www.activityuk.com

15m high lead/TR walls (some on real limestone rock) with bouldering and caving system. 17,000sqft of dedicated climbing surface. Mon-Sat 0930-2200, Sun 0930-1700. £6.15.



## Caernarfon

**Plas Menai Climbing Wall**, Plas Menai, National Watersports Centre, Caernarfon, Gwynedd, LL55 1UE. 01248 670964.

www.plasmenai.co.uk info@plasmenai.co.uk

8 metre wall, 18 lines, granite wall as well artificial wall, TR on all. 0830-2200. £3.10.



**Beacon Climbing Centre**, Cibyn Estate, Caernarfon,

LL55 2BD. 01286 677 322. www.beaconclimbing.com

Largest wall in North Wales with lead walls up to 17m high, top-ropes, auto-belays and multiple bouldering areas.

Dedicated kids' area and CrazyClimb. Cafe with free WiFi.

Mon-Fri 1000-2200, Sat/Sun 1000-2000.



Suppliers of:

Top Rope & Lead Walls

Bouldering Walls

Safety Matting

Static & Mobile Towers

Artificial Caving Systems

Ice Walls

Ropes Course's

Bolt on Holds

Training Boards

Climbing Equipment

01768779959

info@climbingwall.co.uk



www.climbingwall.co.uk

# ROCK ON

## BULGING WITH CLIMBING GEAR

Many shops claim to be climbing specialists. At Rock On we sell climbing & mountaineering equipment, books & dvds and absolutely nothing else.

NOTHING ELSE.

Now that's specialist.

Find us at...

Redpoint Climbing Centre  
77 Cecil Street  
Birmingham  
B19 3ST  
Tel: 0121 359 8709

Mile End Climbing Wall  
Haverfield Road  
Bow  
London  
E3 5BE  
Tel: 020 8981 5066

Craggy Island  
9 Cobbett Park  
Slyfield Ind. Estate  
Moorfield Road  
Guildford GU1 1RU  
Tel: 01483 565635



www.rockonclimbing.co.uk

## Capel Curig

**Plas y Brenin National Mountain Centre**, Capel Curig, LL24 0ET. 01690 720214. Dedicated room. Up to 11m lead/TR walls with additional bouldering. Separate training room for groups. Mon-Sun 1000-2300. £3.00.



## Cardiff

**The Spot Climbing Centre**, Unit 11 Rizla House, Seven Road, Treforist Ind Est. CF37 5SP.

Mon-Fri 1400-2200, Sat/Sun 0900-1700. £7.00.



**Boulders**, St Catherine's Park, Pengam Road, Cardiff, CF24 2RZ. 0845 5211850. info@boulders-climbing.com.

www.boulders-climbing.com.

124 rope lines, 2,000sqm of climbing surface. Campus, systems and endurance boards, slackline and dedicated instructional bay. 15m long traverse wall, 180sqm bouldering wall, including 45 degree overhang and a 6m deep cave. Mon-Fri 0930-2200, Sat/Sun 1000-1800.



## Conwy

**Llandudno Junction LC**, Off Tesco Roundabout, Conwy, LL31 9XY. 01492 577925. www.conwy.gov.uk/leisure

Up to 7m high lead/TR wall.

Mon-Fri 1000-2200. Sat-Sun 1000-1800. £4.00-6.00.



## Harlech

**The Rock, Harlech Climbing Wall / Y Graig Wal Ddringo Harlech**, Ffordd y Traeth, Harlech, Gwynedd, LL46 2UG. 01766 780576. info@harlechclimbingwall.com

www.harlechclimbingwall.com

Over 400sqm of wild climbing surface with lead & top rope areas, and separate bouldering room. Equipment hire, instructed courses and intro sessions available. Weekly youth groups during term times & school holiday programs. Mon-Fri 1200-2100 (last entry 2000), Sat/Sun 1000-1800 (last entry 1600) £7 adults / £5 juniors. Membership rates available.



## Llanberis

**The Heights Hotel**, 74The High St, Llanberis, LL55 4HB.

01286 871179. www.heightshotel.co.uk

Small bouldering wall in a pub!!!

## Llangollen

**Llangollen Climbing Centre**, Pro Adventure Ltd, The Fringe Shed, Parade Street, Llangollen, LL20 8PW. 01978 861912.

www.llangollenclimbing.co.uk 16 ropes, approx 1,800sqft. Mon-Fri 1800-2200, Sat/Sun 1000-2200. £5.00.



## Llangorse

**Llangorse Multi Activity Centre**, The Gilfach, Llangorse, Brecon, Powys, LD3 7UH. 0333 600 20 20. action@activityuk.com 17,000 sqft2 of climbing surface, the centre boasts many unique features such as the only indoor natural limestone featured climbing walls in Wales - great for practising climbing outdoors. There are also artificial featured climbing walls (up to 15m from the ground!), large bouldering areas with plenty of interesting routes, as well as a challenging 18m caving ladder, rope and tree climb for the more adventurous climber! Prices: Adult- £6.15, Junior- £4.60.

## Llanrwst

**Dyffryn Conwy LC**, Nebo Rd, Llanrwst, LL26 0SD.

01492 577938. www.conwy.gov.uk/leisure

7m high lead/TR wall, 15m long bouldering wall. 100sqm.

Term time: Mon-Fri 1530-2200, Sat & Sun 1000-1600.

School Hols: Mon-Fri 1000-2200, Sat & Sun 1000-1600.

£4.00-6.00.



## Machynlleth

**Bro Ddylf LC**, Aberystwyth Rd, Machynlleth, Powys, SY20 8ER. 01654 703300. Moulded concrete bouldering wall. Mon-Fri 1000-2200, Sat 1000-1800, Sun 1000-2000. £1.70.



## Pontypridd

**Centre for Sport and Physical Rec.**, University of Glamorgan, Llantwit Rd, Treforest, Pontypridd, CF37 1DL. 01443 482681.

www.glam.ac.uk/sports

10m high x 24m wide lead/TR wall. Traverse wall in corridor.

Bouldering room. Term time: Mon-Fri 0800-2300, Sat-Sun

1000-2000. Varies slightly during vacations. £1.80 - £3.10.

Very important to phone first.

## Port Talbot

**Port Talbot YMCA**, Talbot Rd, Port Talbot, SA13 1HU.

01639 887034. Up to 5.5m high wall.

Mon-Fri 0900-1400 & 1800-2030, Sun 1800-2030. £2.25.

**The Rock**, Tonmawr 2K Sports & Fitness, Heol Hamdden, Port Talbot, SA12 9UU. 01639 639457.

Rotating wall in fitness centre, phone for details.

## Prestatyn

**Prestatyn LC**, 2 Princes Ave, Prestatyn, LL19 8RS.

01745 855632. sion.goldsmith@denbighshire.gov.uk

Lead/TR wall with 12 lines plus bouldering.

Mon-Fri 0900-2200, Sat-Sun 0900-1700. £3.00, Juniors £2.30.



## Queensferry

**The Boardroom Climbing Ltd.**, Rectors Lane Ind. Est., Rectors Lane, Pentre, Queensferry, CH5 2DH.  
01244 537476. [www.theboardroomclimbing.com](http://www.theboardroomclimbing.com)  
Dedicated centre, Opening Oct 2013 11m high 49 lines Lead/TR and 10m speed wall. Separate kid's area and party room. IFSC comp bouldering wall. 8m high Psicobloc above airbag. Mon-Fri 1000-2200, Sat/Sun 1000-2000 £7.00-£8.00.

## Swansea

**Dynamic Rock**, The Old Public Hall, 16-18 Hebron Rd, Clydach, Swansea, SA6 5EJ. 01792 845655.

[www.dynamicrock.co.uk](http://www.dynamicrock.co.uk)

Up to 12m high lead/TR walls (430sqm) plus bouldering (120sqm). Mon-Fri/BH 1400-2200 Sat/Sun 1000-1800. £7.50.



**Clyne Farm Activity Centre**, Westport Ave, Mayals, Swansea, SA3 5AR. 01792 403333.

[www.clynefarm.com](http://www.clynefarm.com). Up to 12m high wall 60m long on outside of building with 12 lines. Mon-Sun 0800-2000.



**Swansea University SC**, Sketty Lane, Swansea, SA2 8PP. 01792 543563. Mon-Fri 0930-2130, Sat/Sun 1000-1630.

## Trelewis

**Rock UK Summit Centre**, The Old Drift Mine, Trelewis, Treharris, CF46 6RD. [www.rockuk.org](http://www.rockuk.org) 01443 710090.  
90 lines with a variety of top ropes and dedicated lead walls, 18m high walls with an impressive 8m double overhang. 2000sqm. Other activities available on site. Mon-Fri 10000-2200, Sat/Sun 1200-1800.



## Wrexham

**Plas Madoc LC**, Llangollen Rd, Acrefair, Wrexham, LL14 3HL. 01978 821600.

[www.wrexham.gov.uk/english/leisure\\_tourism/plas\\_madoc/plas\\_madoc\\_cw\\_muga.htm](http://www.wrexham.gov.uk/english/leisure_tourism/plas_madoc/plas_madoc_cw_muga.htm)

Squash court conversion bouldering wall with some lead/TR areas. Mon-Fri 0900-2200, Sat/Sun 0930-1630. £4.00.



**Plas Power Adventure**, Old Plas Power Colliery, Southsea, Wrexham, LL11 6PW. 01978 754747.

[www.plaspoweradventure.co.uk](http://www.plaspoweradventure.co.uk)

Up to 10m high lead/TR walls with separate bouldering. Mon-Fri 1700-2200, Sat 1000-1800, Sun 1000-1600. £6.00.



## Scotland

### Aberdeen

**RGU: SPORT**, Robert Gordon University, Garthdee Campus, Garthdee Road, Aberdeen, AB10 7GE. 01224 263666

[www.rgusport.co.uk](http://www.rgusport.co.uk), climbing@rgu.ac.uk

Up to 11m Lead/Bottom Rope Wall plus dedicated Bouldering Room within a larger Sports Facility containing 2 Gyms, a Swimming Pool and a large Multi Sport Hall. Mon-Fri 0600-2200, Sat/Sun 0900-1900.



**Transition Extreme Limited**, Links Road, Aberdeen, AB24 5NN. 01224 626279.

[www.transition-extreme.com](http://www.transition-extreme.com) Instructional wall, 15m main wall, bouldering and traverse wall.

Mon-Fri 1000-2200, Sat/Sun 1000-2000. Prices on the web.



**Beach LC**, The Beach Esplanade, Aberdeen, AB2 5NR.

01224 655 401. BeachLeisureCentre@aberdeencity.gov.uk

Moulded concrete bouldering/TR rope wall in a dedicated room. 100sqm. Mon-Fri 0830-2230, Sat/Sun 0830-2030. £3.60.



### Aviemore

**Glenmore Lodge**, National Training Centre, Aviemore, PH22 1QU. 01479 861256. [www.glenmorelodge.org.uk](http://www.glenmorelodge.org.uk)

Up to 6m high lead/bouldering wall. 180sqm.

Mon-Sun 1000-2200. £5.00.



**Aviemore Indoor CW**, Dalfaber Ind Est, Aviemore, PH22. 01479 812466.

### Callander

**McLaren LC**, Mollands Rd, Callander, Perthshire, FK17 8JP.

01877 330000. [www.mclarenleisurecentre.co.uk](http://www.mclarenleisurecentre.co.uk)

bob@mclarenleisure.co.uk

7m high, 11 TR and 2 lead routes. 0900-2100 Mon, Wed, Mon/Wed/Fri/Sat 0900-2100, Tue/Thu/Sun 0830-2100. £4.30.



### Dundee

**Avertical World**, 7 Blinshall St, Dundee, DD1 5DF.

01382 201901. [www.averticalworld.co.uk](http://www.averticalworld.co.uk)

Dedicated centre. Up to 11m high lead/TR walls with 52 lines, separate bouldering and training areas. 600sqm.

Sept-May: Mon-Fri 1200-2200, Sat/Sun 1000-1900.

June-Aug: Mon-Fri 1200-2200, Sat/Sun 1000-1700. £3.00-£9.00.





## Edinburgh

**Alien Rock**, Old St Andrews Church, 8 Pier Place, Newhaven, Edinburgh, EH6 4LP. 0131 5527211.

📍 [www.alienrock.co.uk](http://www.alienrock.co.uk) Dedicated centre. 40 dedicated top roping lines. 14 dedicated lead lines. Over 200 routes. Bouldering cave. 1000+sqm. Mon-Fri 1200-2200. (2300 in winter), Sat/Sun 1000-1900. £7.50.



**Alien Rock 2**, 23-53 West Bowling Green St, Edinburgh, EH6 4LP. 0131 5527211. 📍 [www.alienrock.co.uk](http://www.alienrock.co.uk)

Bouldering only. All angles covered, including a 5m roof section. 300sqm. Mon-Fri 1600-2200, Sat & Sun 1200-1900. Extending opening hours over the winter. £6.50.



**Edinburgh International Climbing Arena**, South Platt Hill, Ratho, Edinburgh, EH28 8AA. 0131 333 6333.

📍 [www.eica-ratho.com](http://www.eica-ratho.com)

The National Rock Climbing Centre for Scotland located in the world's largest indoor climbing arena, 3000 sqm of indoor climbing with over 120 lead and tope rope lines up to 28 metres, three huge freestanding boulders and a dedicated bouldering room. UK's only permanent IFSC/ World Cup standard Speed climbing wall, and International competition standard articulated lead wall. Around 100 real rock routes in the quarry outside the centre (no entrance charge to the quarry).

Mon-Fri 1000-2200, Sat/Sun 1000-1900. £5.50-£8.75.



**Edinburgh University Climbing Wall**, Centre for Sport and Exercise, 46 Pleasance, Edinburgh, EH8 9TJ. 0131 650 2464.

📍 [www.sport.ed.ac.uk](http://www.sport.ed.ac.uk). 8m 25 lead/TR lines, bouldering wall is 130sqm. Mon-Fri 1200-2130, Sat/Sun 1200-1730. £3.50 members of CSE.



**Meadowbank SC**, 139 London Rd, Edinburgh.

0131 661 5351. 📍 [www.edinburghhileisure.co.uk/list-87](http://www.edinburghhileisure.co.uk/list-87) 40ft high old style wall. Mon-Sun 0800-2200. £6.00.



**West Coast Mountain Guides bouldering wall**, Alan Kimber, Calluna, Heathercroft, Fort William, Inverness-Shire, PH33 6RE. 01397 700451.

📍 [www.westcoast-mountainguides.co.uk](http://www.westcoast-mountainguides.co.uk)

Two areas 3.5m high, including cave. All year 0900-2200.



## Gairloch

**Gairloch LC**, Gairloch, Highland. 01445 712345.

[gairloch.leisure.centre@highland.gov.uk](mailto:gairloch.leisure.centre@highland.gov.uk)

Up to 8m high lead/TR wall. Adult: £6.30, £7.10 to register.

Mon-Sun 1700-2200 (term-time).

Mon-Sun 1300-2100 (school hols). £3.20.



## Glasgow

**Glasgow Climbing Centre**, Ibrox Church, 534 Paisley Rd West, Glasgow, G51 1RN. 0141 4279550.

📍 [www.glasgowclimbingcentre.co.uk](http://www.glasgowclimbingcentre.co.uk)

[info@glasgowclimbingcentre.co.uk](mailto:info@glasgowclimbingcentre.co.uk)

10-15m walls with 140+ Bottom Rope routes from 3-7c and 60+ Lead Routes from 4-8b. 3 dedicated Bouldering areas with 100+ problems set, + campus board, finger boards and Beastmaker system board. Mon-Fri: 1100-2200, Sat/Sun 1000-1800. Adults £7.65, Students £4.



**Climbzone**, Xscape Braehead, Kings Inch Road, Glasgow.

0141 8865453. 📍 [www.climbzone.co.uk](http://www.climbzone.co.uk),

[info@climbzone.co.uk](mailto:info@climbzone.co.uk). 25 auto belay top rope lines / 4 lead lines, Sky Park, Fan Drops. Mon-Wed 1200-2100, Thurs/Fri 1200-2200, Sat/Sun 1000-2200. £7.10



**Kelvin Hall Sports Arena**, Argyle St, Glasgow, G3 8AW.

0141 3572525. Moulded concrete bouldering wall on a balcony. 60sqm. Sun-Fri 0900-2130 except Wed open 1000. Sat 0900-1700. £2.99.



**Tiso Glasgow Outdoor Experience**, Couper St, Glasgow,

G4 0DL. 0141 5595450. 📍 [www.tiso.com](http://www.tiso.com)

15m high wall and 2 belay walls and drytooling in shop. Free to customers, expensive otherwise. Shop opening times.



**The Climbing Academy Glasgow**, Portman St. Glasgow,

G41 1EJ. 0141 429 6331. 📍 [www.tca-glasgow.com](http://www.tca-glasgow.com)

[glasgow@theclimbingacademy.com](mailto:glasgow@theclimbingacademy.com)

1000+ sqm of dedicated bouldering. Font style circuits, competition wall, large endurance boards and campus/woody facilities. Mon-Fri 1200-2200, Sat-Sun 1000-1800. £5.00 - £8.00.



## Inverness

**Climb@Inverness Leisure**, Inverness Aquadome, Glenurquhart Rd, Inverness, IV3 5SS. 01463 667505.

• [www.invernessleisure.com](http://www.invernessleisure.com)

Up to 13m high lead/TR walls, 26 lines. Leader placed pro. Separate bouldering area. Mon-Fri 1000-2200, Sat/Sun 0900-1800. £4.60



NICAS

## Kinlochleven

**The Ice Factor**, Leven Rd, Kinlochleven, Argyll, PH50 4SF.

01855 831100. • [www.ice-factor.co.uk](http://www.ice-factor.co.uk)

Indoor rock: £9.00 day user all day rock or £17.50 2 hour ice (£20.00 rock and ice).



## Kirkwall

**Kirkwall SC**, Kirkwall Grammar School, Kirkwall,

Orkney Isles. 01856 872364.

8.5m high TR wall with 6 lines. Phone for details.

## Oban

**Climb Cube**, Atlantis Leisure, Dalriach Road, Oban, PA34

5JE. 01631 566800. • [www.atlantisleisure.co.uk](http://www.atlantisleisure.co.uk)

4m bouldering wall, routes were set by Dave MacLeod.

Mon-Fri 0700-2200, Sat-Sun 0900-1800. Contact for price.

## Peterhead

**Peterhead Community Centre**, Balmoor Terrace, Peterhead, Aberdeenshire, AB42 1EP. 01779 477277.

Natural stone wall. Leisure centre opening hours.

## Stirling

**The Peak**, Forthside Way, Stirling, FK7 7UJ. 01786 273555.

• [www.the-peak-stirling.org.uk](http://www.the-peak-stirling.org.uk)

11m TR/lead wall with 19 lines.

Mon-Fri 0600-2200, Sat 0700-2000, Sun 0800-2200.



## Tranent

**Foresters Park Pavilion**, Tranent. 77m wall with 10 belay points with 20 climbing routes.

NICAS

## Stornoway

**Lewis SC**, Spring-field Rd, Stornoway, Isle of Lewis. 01851

709191. 12 routes. Check with centre for details.

## Ullapool

**Lochbroom LC**, Quay St, Ullapool, IV26 2UE. 01854 612884.

Up to 7m high lead/TR rope wall. 76sqm.

Mon-Fri 1700-2200, Sat/Sun 1000-1800. £3.00.



# CLIMB IT, PROTECT IT.

**BMC**  
**70**  
**YEARS**  
1944  
2014

RUPERT DAVIS ON NOT TO BE TAKEN AWAY PHOTO: JON BARTON



The British Mountaineering Council secures access to crags and uplands » we offer member discounts at over 700 outdoor retailers nationwide » we've been the only public voice for climbers, hill walkers and mountaineers in England and Wales since 1944 » we have 75,000 members, and the numbers are rising... join us.

0161 445 6111 [members@thebmc.co.uk](mailto:members@thebmc.co.uk)

**BMC**

THEBMC.CO.UK



## Northern Ireland

### Belcoo

**Corralea Activity Centre Ltd**, Corralea, Belcoo, Co Fermanagh, BT93 5DZ. 028 66386123.

☎ [www.activityireland.com](http://www.activityireland.com) info@activityireland.com.

8m high lead/TR outdoor wall, 8 lines plus abseiling ledge. Mon-Sun 1000-1700 during winter, 1000-2100 during summer. No formal use for individuals.

### Belfast

**Belfast Indoor Tennis Arena & Ozone**, Ormeau Embankment, Belfast, BT6 8LT. 028 90458024. Lead/TR and bouldering. Mon-Sat 0900-2200, Sun 1000-1800. Contact centre for availability and price.



**Queens University of Belfast**, Queen's Sport, Botanic Gardens, Belfast, BT9 5EX. 028 90681126. ☎ [www.queenssport.com](http://www.queenssport.com)

10m lead/TR wall in University SC. Mon/Fri 0900-2200, Tues/Thu 0900-1930, Wed 0900-1530, Sat 0930-1800.



**Matt Talbot Youth Club**, Moyard Parade, Belfast, BT12 7HG. 028 90230242 45sqm of climbing area. Check availability with centre.

### Coleraine

**1st Coleraine Scout Group**, The Crescent, Coleraine,

Co Londonderry, Northern Ireland.

colerainescouting@gmail.com

Climbing wall set in Scout Hall. 6m high, 12m wide, 10 routes. Route traverse and overhang sections. £50 per 3 hour session for 10 people with full supervision.



### Newcastle

**Tollymore National Outdoor Centre**, 32 Hilltown Road, Bryansford, Newcastle, Co Down, BT33 0PZ. 028 43725354.

☎ [www.tollymore.com/climbingwall](http://www.tollymore.com/climbingwall)

18m high, 18m wide lead/TR walls with 13 lines, plus 64sqm bouldering wall. Quickdraws NOT in-situ.

Mon-Fri 1000-2200, Sat & Sun 1000-1800. £5.00.



### Waterside

**St Columbs Park Centre**, Waterside, Co Londonderry.

028 71343941. Squash court conversion. Phone for details.

## Republic of Ireland

### Castleroy

**University of Limerick SC**, Castleroy, County Limerick.

00 353 (0)61 202832. Mon/Tue/Thu 1900-2200. €3.00.

### Dingle

**Play At Height Climbing Wall & High Ropes Adventure**,

Baile Na Buaille, Dingle, Co. Kerry. 00 353 (0) 66 9152822

info@playatheight.com ☎ [www.playatheight.com](http://www.playatheight.com)

650sqm, 8.5m overhang, 12.5m high, bouldering wall.

Low season: Mon-Fri 1800-2200 Sat/Sun 1100-1900.

High season: Mon-Sun 1100-1900. €10.00 Adults.



### Dublin

**University College Dublin SC**, Student's Union, UCD Belfield, Dublin. 00 353 (0)1 7062185.

☎ [www.ucd.ie/sport/facilities/climbingwall](http://www.ucd.ie/sport/facilities/climbingwall)

200sqm wall with leading and bouldering.

Mon-Fri 0700-2200, Sat/Sun 1000-1730.



**Clondalkin LC**, Dublin, 00 353 (0)1 574858.

Basic facility. Contact centre for price and availability.

**Cabra West Parish Youth Centre**, Kilkieran Rd, Dublin.

00 353 (0)1 380734.

Basic facility. Contact centre for price and availability.

**Dublin City University SC**, Glasnevin, Dublin,

00 353 (0)1 7045797.

**West Wall**, Westwoods Sports Club, Clontraff Road, Dublin, 00 353 (0)1 8530353. Up to 11m high wall 154sqm.

Mon-Fri 1700-2100, Sat/Sun 1200-1830.

Open to card carrying MI & BMC members at €25.00 per day, price includes use of all facilities at the Club.

**Awesome Walls Climbing Centre Dublin**,

00 353 (0)1 8800088. ☎ [www.awesomewalls.ie](http://www.awesomewalls.ie)

dublin@awesomewalls.ie

Awesome Walls climbing centre Dublin. Dedicated Climbing Centre. 2,000sqm – Largest climbing centre in Ireland. Routes up to 18.5m, 71 lines, competition wall, two bouldering floors, dedicated training room, Childrens zone, Café, shower, WiFi, party room, Car parking. Mon-Fri 1000-2200, Sat-Sun 1000-2000.



### Galway

**Aras na MacLeinn Teo CW**, Aras na MacLeinn Teo,

Student Centre, NUI, Galway. 00 353 (0)91 750383.

110sqm wall. Must phone first.

### Letterkenny

**Garten Outdoor Education Centre**, Churchill, Letterkenny, Co Donegal. 00 353 (0)74 37032.

High quality wall but in tight space. Contact centre for details.

### Naas

**Naas Health & Fitness**, Naas, Co Kildare.

00 353 (0)45 899022. ☎ [www.naashealthandfitness.com](http://www.naashealthandfitness.com)

40ft high wall. Mon-Fri 0700-2200, Sat/Sun 0900-2100.

Discount for MI members.



## Nottingham Climbing Centre

**0115 9988233**

[www.nottingham-climbing.co.uk](http://www.nottingham-climbing.co.uk)

The Old Pool, 212 Noel St, New  
Basford, Nottingham, NG7 6AT



BEL, CWA, CWLA,  
SPA, ML, WGL &  
1st AID COURSES  
TECHNICAL ADVICE FOR  
CENTRES & CLIMBING WALLS

CLIMBING AND MOUNTAINEERING  
COURSES, SKILLS TRAINING

TEL: 07710 345322

[WWW.MOUNTAIN-ACTIVITIES.CO.UK](http://WWW.MOUNTAIN-ACTIVITIES.CO.UK)

**go2**



- X2 9.8m Overhanging lead walls • Over 30 top roping lines
- Extensive Bouldering area • Beginner/disability slab section
- Equipment hire facility • Mobile wall available for hire
- Adult & junior courses • Primary centre for NICAS

Opening times: Mon-Fri 9am-10pm, Sat & Sun 9am-9pm  
Prices: £6.00/adult, £3.50/junior, £2.20 Registration

Website: [www.preston.gov.uk/climbing](http://www.preston.gov.uk/climbing)  
Email: [climbing@preston.gov.uk](mailto:climbing@preston.gov.uk) Phone: 01772 796788  
Address: West View Climbing & Leisure Centre,  
Ribbleton, Preston, PR1 5EP



**CLIMBING WALL** OXFORD BROOKES UNIVERSITY  
e-mail: [climb@brookes.ac.uk](mailto:climb@brookes.ac.uk) Tel: 01865 484370

# DON'T MISS OUT



To advertise in 2014 BMC Members  
Handbook please contact  
**Hayley Comey on 01778 392446** or  
email [hayleyc@warnersgroup.co.uk](mailto:hayleyc@warnersgroup.co.uk)

Booking deadline  
20th December



**ACTION  
PACKED  
ADVENTURES**

**Llangorse**  
Multi-activity Centre  
Est. 1999

**Climbing at Llangorse...**  
Come and climb at Wales' leading  
Indoor Climbing & Training Centre!  
We provide high-quality facilities  
for all ages & abilities - both  
experienced climbers and  
those looking to get  
involved in the sport.

**RELAX  
IN OUR  
CAFE**

Visit [www.activityuk.com](http://www.activityuk.com) or call 0333 600 20 20



XC Hemel Hempstead



# ENTREPRISES



since 1983 its been about pioneering, innovating, executing and building climbing lines

## PRISES

Climbing Walls

[WWW.EP-UK.COM](http://WWW.EP-UK.COM)

+44 (0) 1282 444 800